

S.NO.11

T. S.NO.10

BLOCK NO.4  
T. S. NO. 9.

BLOCK NO.3.

BLOCK NO.1.

T. S. NO.2  
BLACK TOPPED ROAD

BLOCK NO.7

FROM SARDHAR PATEL ROAD

Planning Permit No. CLP/189/14/3  
**APPROVED**  
 SUBJECT TO THE CONDITIONS IN THIS OFFICE LETTER.  
 No. 2929/193 Date 2-9-83  
 FOR MEMBER SECRETARY  
 MADRAS METROPOLITAN  
 DEVELOPMENT AUTHORITY  
 MADRAS - 600 008.

**NAME OF BLOCKS.**

1. KING GEORGE V. BLOCK. [90 Beds]
2. RACE CLUB BLOCK. [36 Beds]
3. ADMINISTRATIVE BLOCK
4. X-RAY-CUM SURGICAL BLOCK [48 Beds]
5. OUT-PATIENTS DEPARTMENT
6. OUT-PATIENTS DAY CARE CENTRE
7. DIABETES RESEARCH CENTRE
8. ENT & EYE BLOCK [ 6 & 8 Beds]
9. MAC INSTITUTE OF COMMUNITY HEALTH CENTRE
10. STAFF QUARTERS
11. ASSISTANTS QUARTERS
12. DOCTORS QUARTERS WITH GARAGE
13. KITCHEN BLOCK
14. PHYSIOLOGY BLOCK
15. WASHING SHED WITH PUMP ROOM
16. CAR PARKING SHED
17. SWITCH GEAR ROOM
18. TRANSFORMER AREA
19. GERIATRIC WARD DORMITORIES [12 Beds]
20. TEMPLE & SHED
21. GERIATRIC WARD COTTAGES [12 Beds]
22. PUMP ROOM
23. CANTEN
24. SUMP
25. OVER HEAD TANK
26. PUMP ROOM FOR DRAINAGE
27. COLLECTION CHAMBER FOR DRAINAGE
28. OXIDATION POND
29. SEPTIC TANK
30. MORTUARY SHED
31. WATCHMAN BUNK
32. COOLING TOWER
33. HOSTEL BLOCK
34. LEPROSY & T B WARD BLOCK
35. LEPROSY & T B O P BLOCK / PROPOSED SECOND FLOOR
36. MORTUARY BLOCK
37. NEUROLOGY WARD
38. F F H P
39. ALCOHOL DE ADDITION CENTRE / PROPOSED
40. COLLEGE OF NURSING
41. HOSTEL BLOCK
42. SUBSTATION / PROPOSED
43. CANTEN BLOCK / PROPOSED
44. MEDICAL SUPERINTENDANT QUARTERS / PROPOSED
45. MARUDHUR KESARI DHARMSALA / PROPOSED
46. MARUDHUR KESARI HOSPITAL BLOCK / PROPOSED

**REFERENCE:**

- PROPOSED SHOWN: [Symbol]
- BOUNDARY SHOWN: [Symbol]
- ROAD SHOWN: [Symbol]
- SEWAGE LINE SHOWN: [Symbol]
- DEMOLITION SHOWN: [Symbol]

OWNER: *Mamunul*

Secretary  
The Voluntary Health Services  
Madras - 600 113.

**VOLUNTARY HEALTH SERVICES** - T.S. NO. 1, BLOCK NO. 5, T.S. NO. 9, BLOCK NO. 4, AT PALLIPATTU VILLAGE, ADYAR, MADRAS - 600 113.

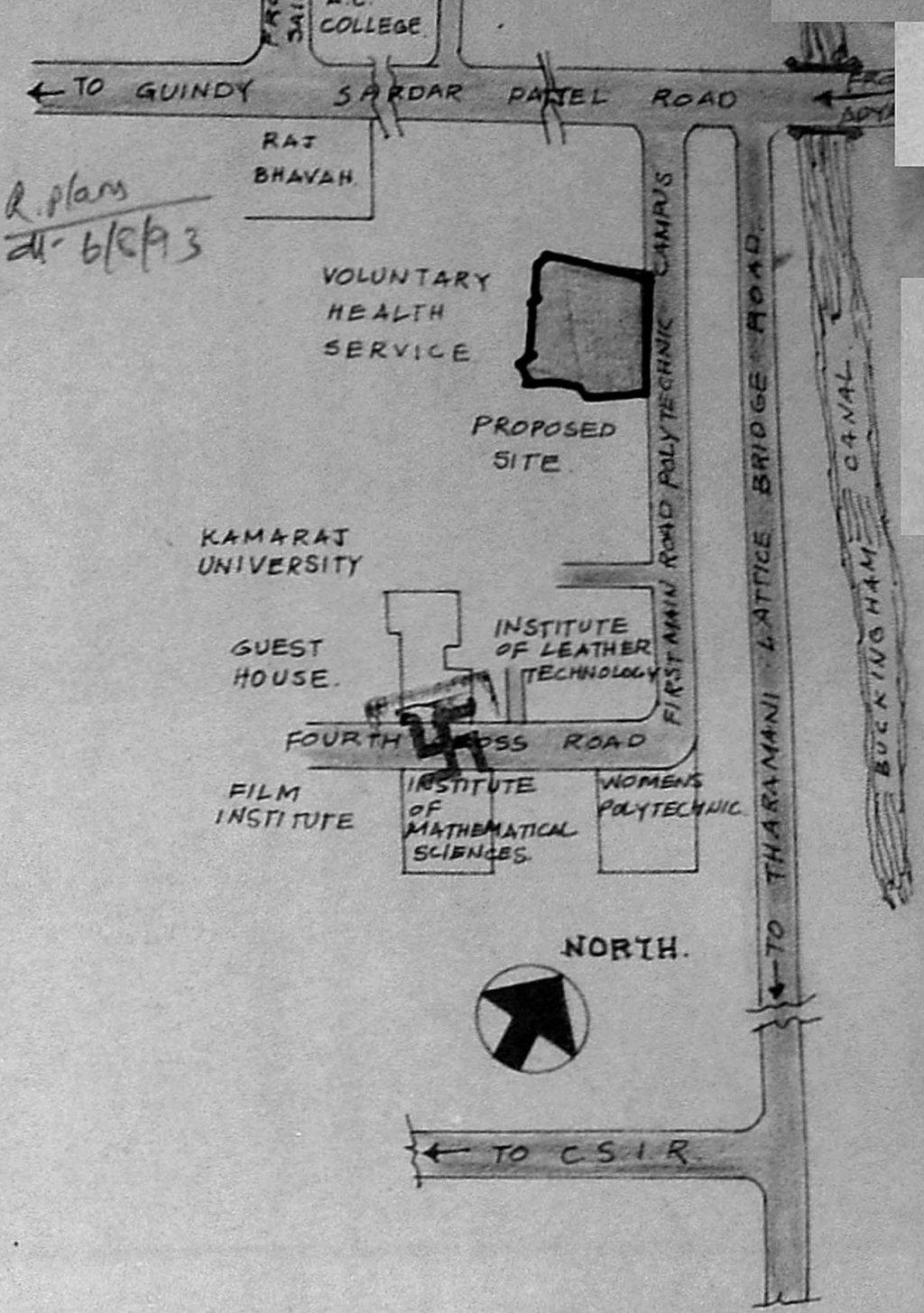
**SITE PLAN & TOPO PLAN.**

SCALE: 1"=64'-0" (1:800) DATE: 3-8-93

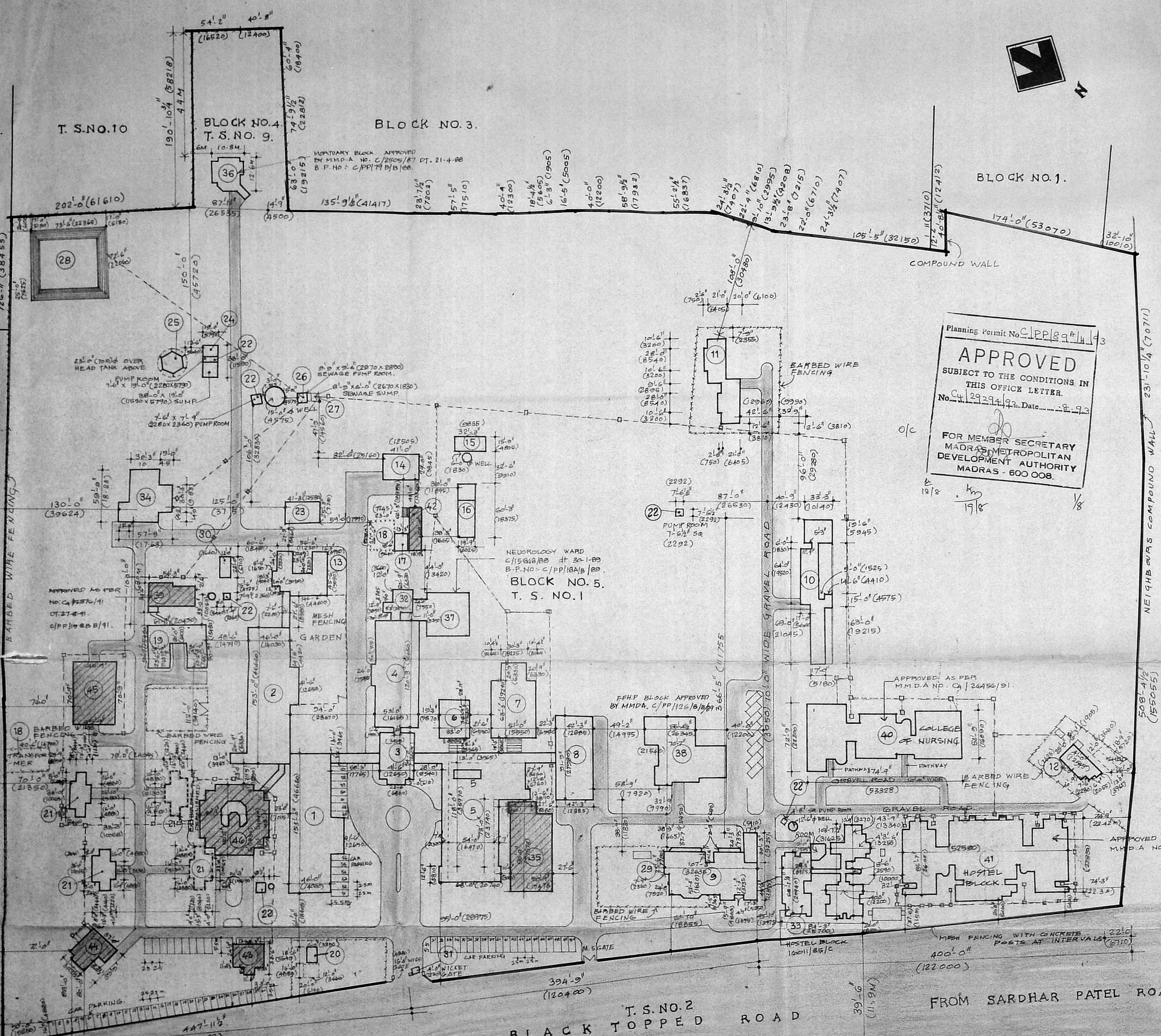
**PITHAVADIAN & PARTNERS**  
14, COLLEGE ROAD MADRAS - 600 006

DRAWN	CHECKED	JOB NO	DRG NO
A	S	2195	43/A

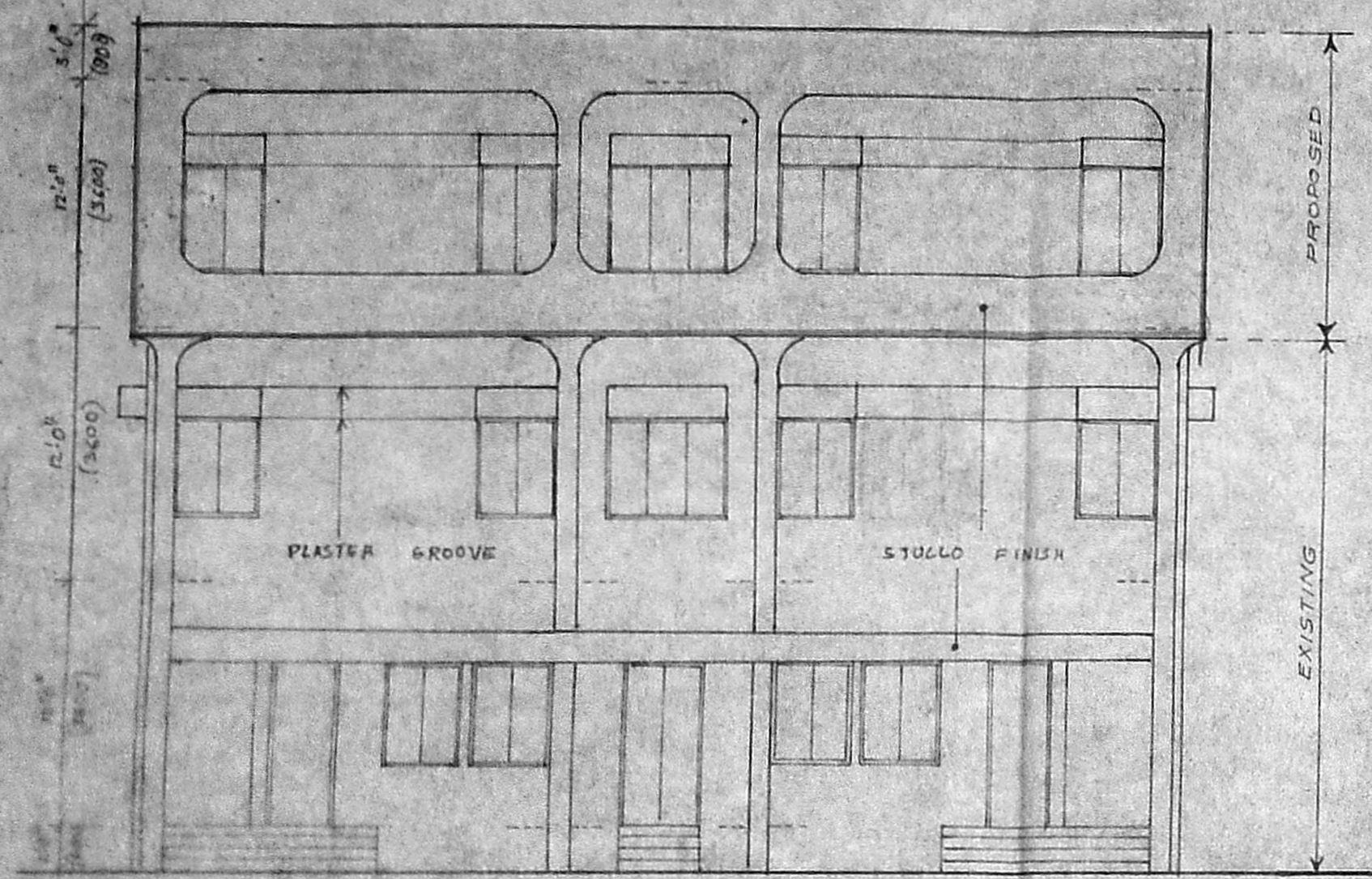
PARTHASARATHI D.G.  
ARCHITECT  
3, 50th STREET, ASRCK ROAD,  
MADRAS - 600 013.  
R. A. 153/15294



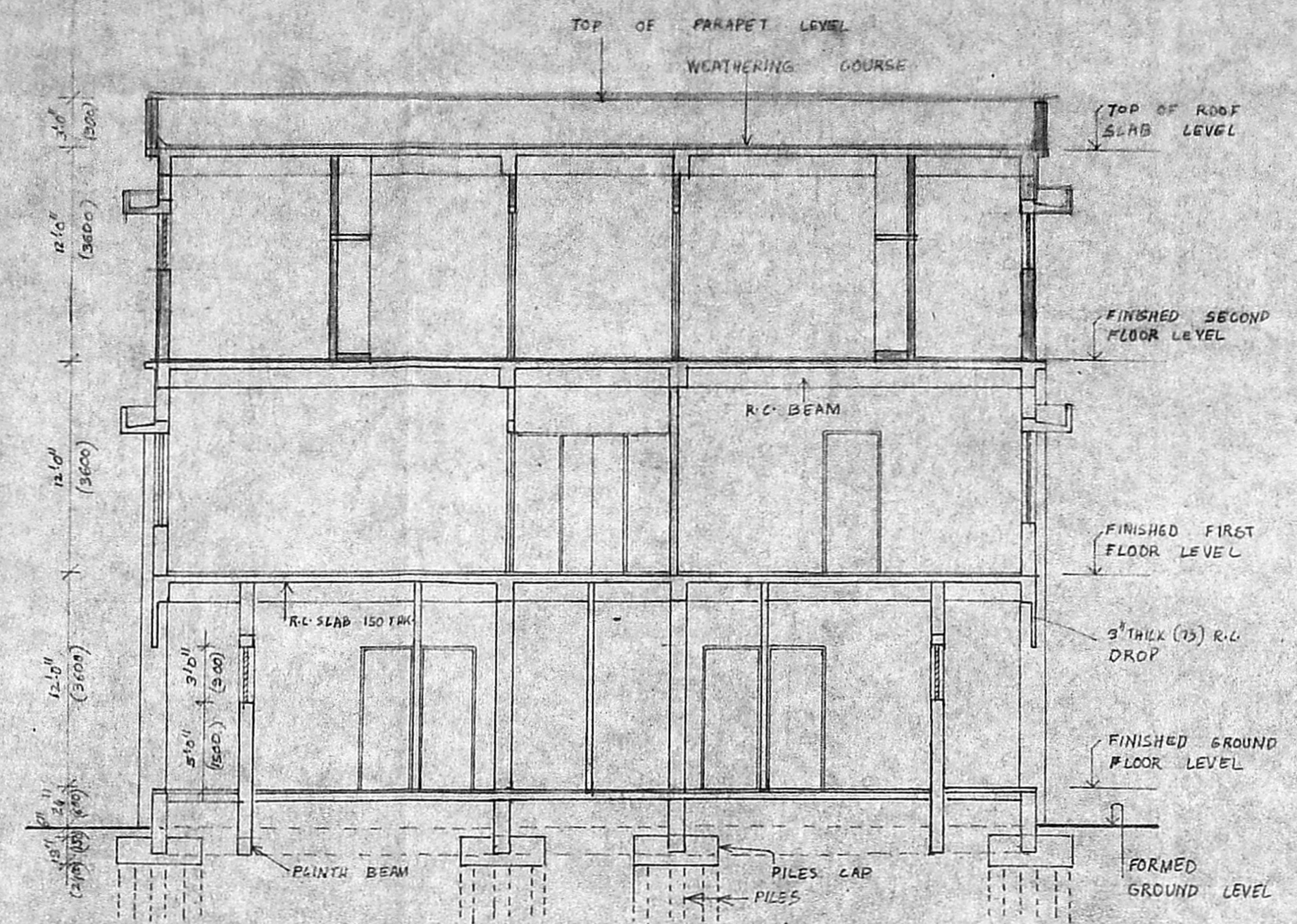
**TOPO PLAN**  
NOT TO SCALE







FRONT ELEVATION

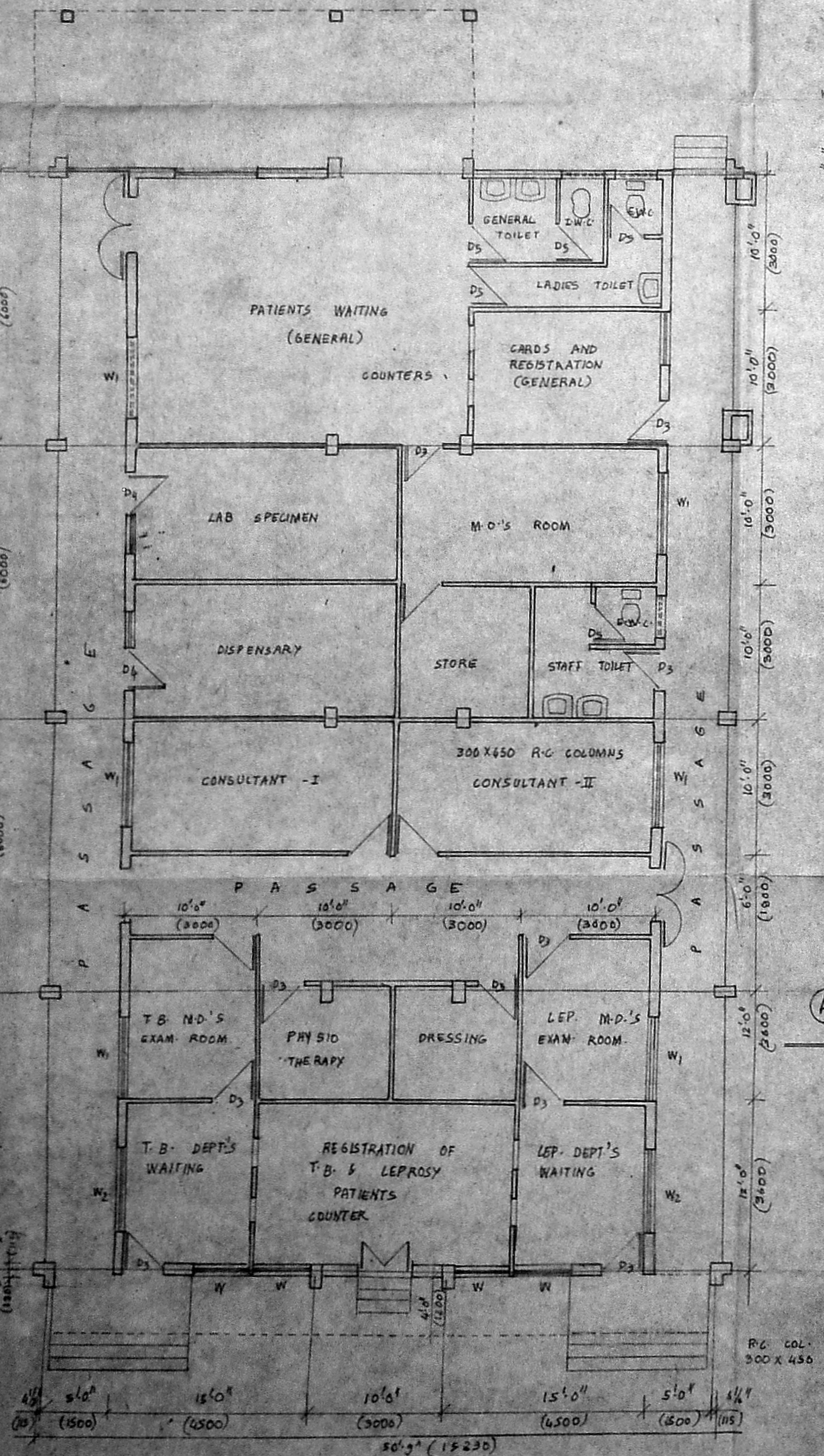


SECTION - AA

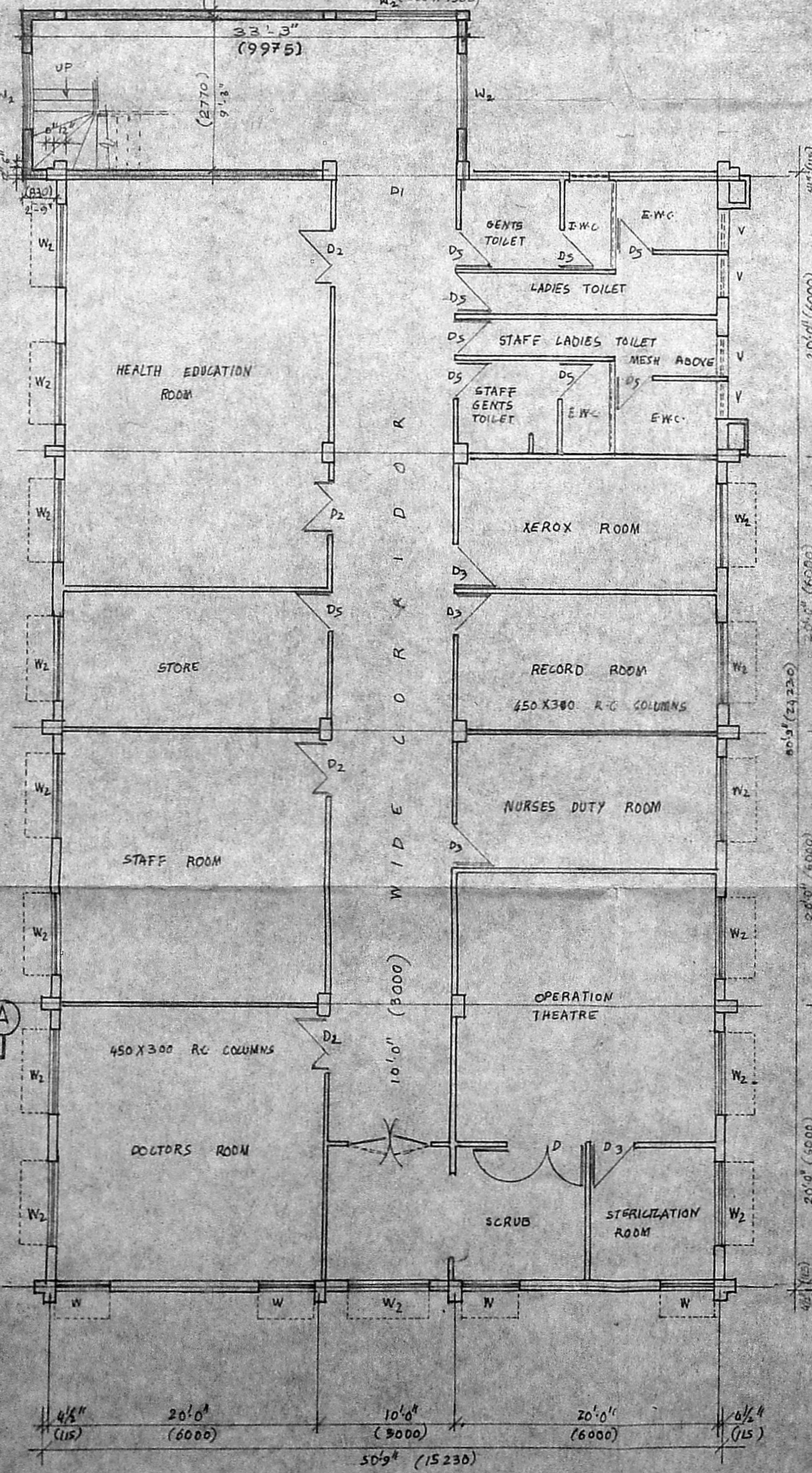
SCHEDULE OF JOINERY

TYPE	DESCRIPTION	OPENING SIZE		OPENING SIZE	
		WIDTH	HEIGHT	WIDTH	HEIGHT
D	T.W. FLUSH DOOR	6'0"	8'0"	1300	2400
D1	DO	3'0"	8'0"	2100	2400
D2	DO	4'0"	8'0"	1200	2400
D3	DO	3'3"	8'0"	1000	2400
D4	DOOR CUM WINDOW	6'0"	8'0"	1800	2400
D5	T.W. FLUSH DOOR	2'8"	7'0"	840	2100
W	STEEL GLAZED WINDOW	3'0"	6'0"	1200	1500
W1	STEEL ADJUSTABLE GLASS LOUVERED WINDOW	2'0"	3'0"	1800	900
W2	STEEL GLAZED WINDOW	6'0"	5'0"	1800	1500
V	STEEL FIXED GLASS LOUVERED VENTILATOR	3'0"	3'0"	900	800

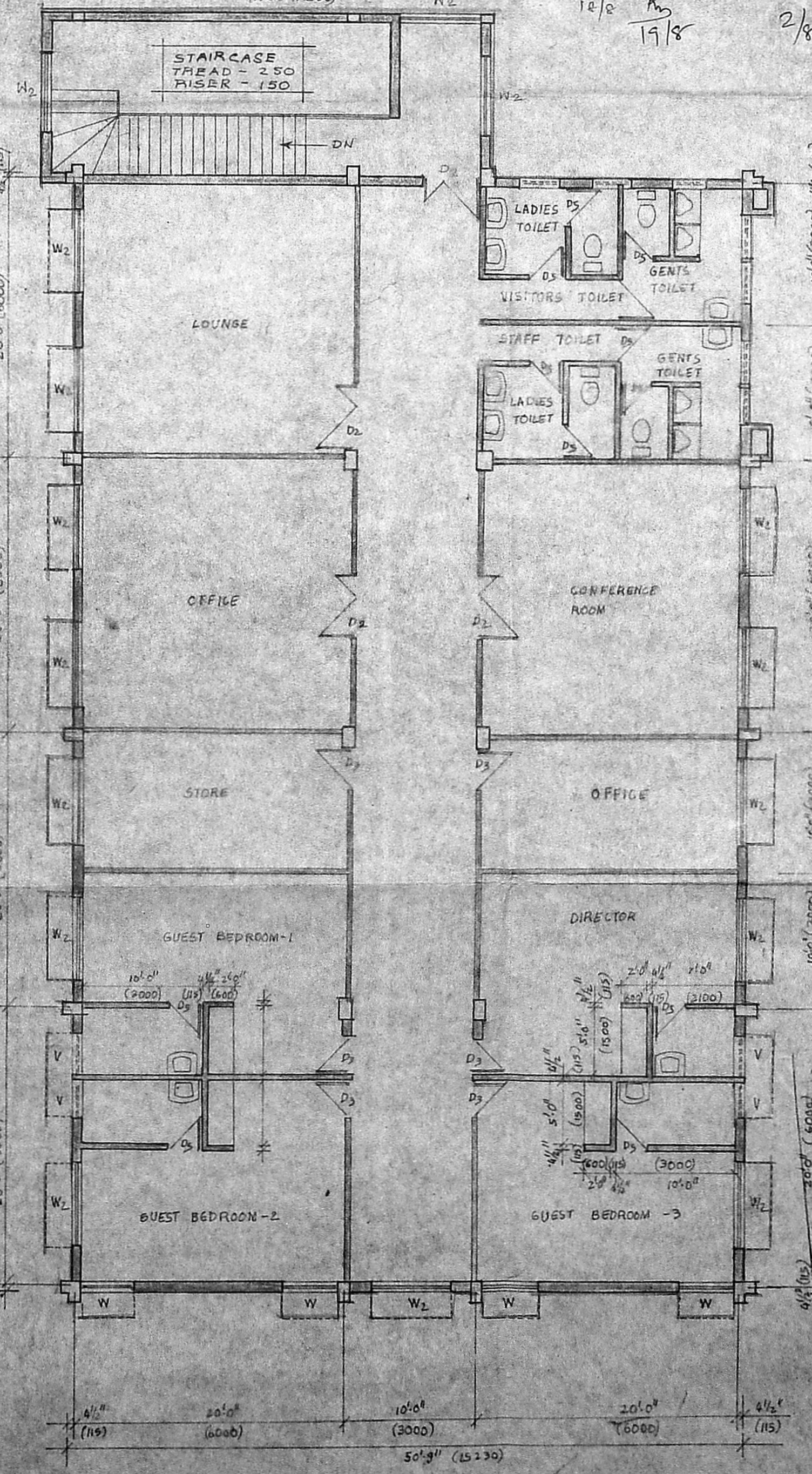
Planning Permit No. C/PP/89/4 93  
**APPROVED**  
 SUBJECT TO THE CONDITIONS IN THIS OFFICE LETTER.  
 No. C/12374/93 Date: 28.9.93  
 FOR MEMBER SECRETARY  
 MADRAS METROPOLITAN  
 DEVELOPMENT AUTHORITY  
 MADRAS - 600 008.




GROUND FLOOR PLAN (EXISTING)



FIRST FLOOR PLAN (EXISTING)



SECOND FLOOR PLAN (PROPOSED)



TERRACE FLOOR PLAN

**FOUNDATION:**  
 EXISTING PILE FOUNDATION WITH PILE CAP AND COLUMNS  
**SUPER STRUCTURE:**  
 BRICK WORK IN C.M. 1:5 R.C.C. 1:2:4 FOR SLAB AND LINTELS.  
**ROOF:**  
 R.C.C. 1:2:4 SLAB OF SUITABLE THK AND PROTECTED WITH WEATHERING COURSE  
**FLOORING:**  
 MOSAIC TILED BEST QUALITY  
**JOINERY:**  
 BEST INDIAN TEAK WOOD  
**FINISHES:**  
 INTERIOR AND EXTERIOR FINISHED WITH SMOOTH PLASTER AND WHITE WASH.

**STATEMENT OF AREA.**

50'11"	38'11"
PLOT EXTENT	10226.00 9500
PLINTH AREA	4096 - 361
FIRST FLOOR AREA	4096 - 361
SECOND FLOOR AREA	4430.5 - 411.76
TOTAL AREA	12626.5 - 1173.76

**REFERENCE**

- PROPOSAL SHOWN THUS: [Symbol]
- EXISTING SHOWN THUS: [Symbol]
- BOUNDARY SHOWN THUS: [Symbol]
- ROAD SHOWN THUS: [Symbol]
- SEWAGE WASTE SHOWN THUS: [Symbol]
- MUNICIPAL WATER SHOWN THUS: [Symbol]

**OWNER:**  
 [Signature]

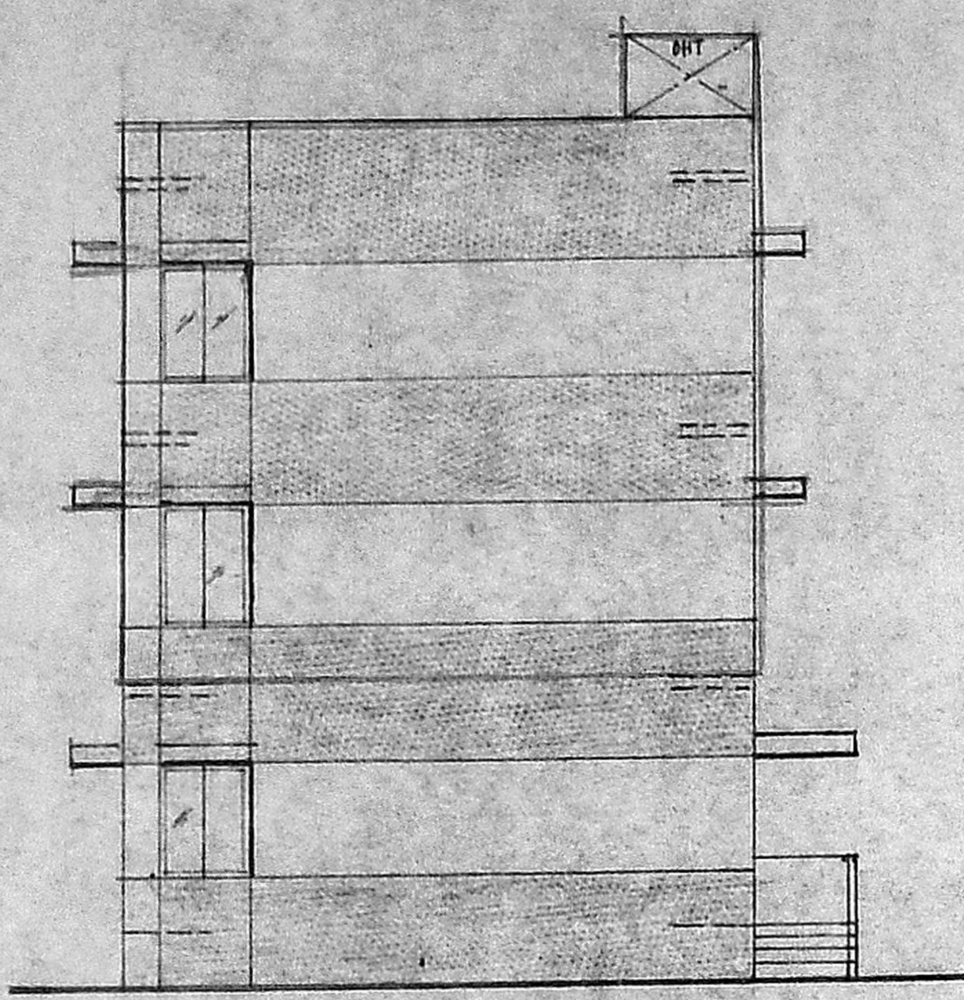
NO	REVISION	DATE	SIGN.

PROPOSED ADDITIONAL OFFICE SPACE FOR OPD FOR T.B. & LEPROSY FOR V.H.S. MEDICAL CENTRE AT ADYAR, MADRAS - 113.  
 G.F., F.F., S.F. & TERRACE FLOOR PLANS. ELEVATION & SECTION FOR LOOR DRG.  
 SCALE: 1/8" = 1'-0" DATE: 27-5-92

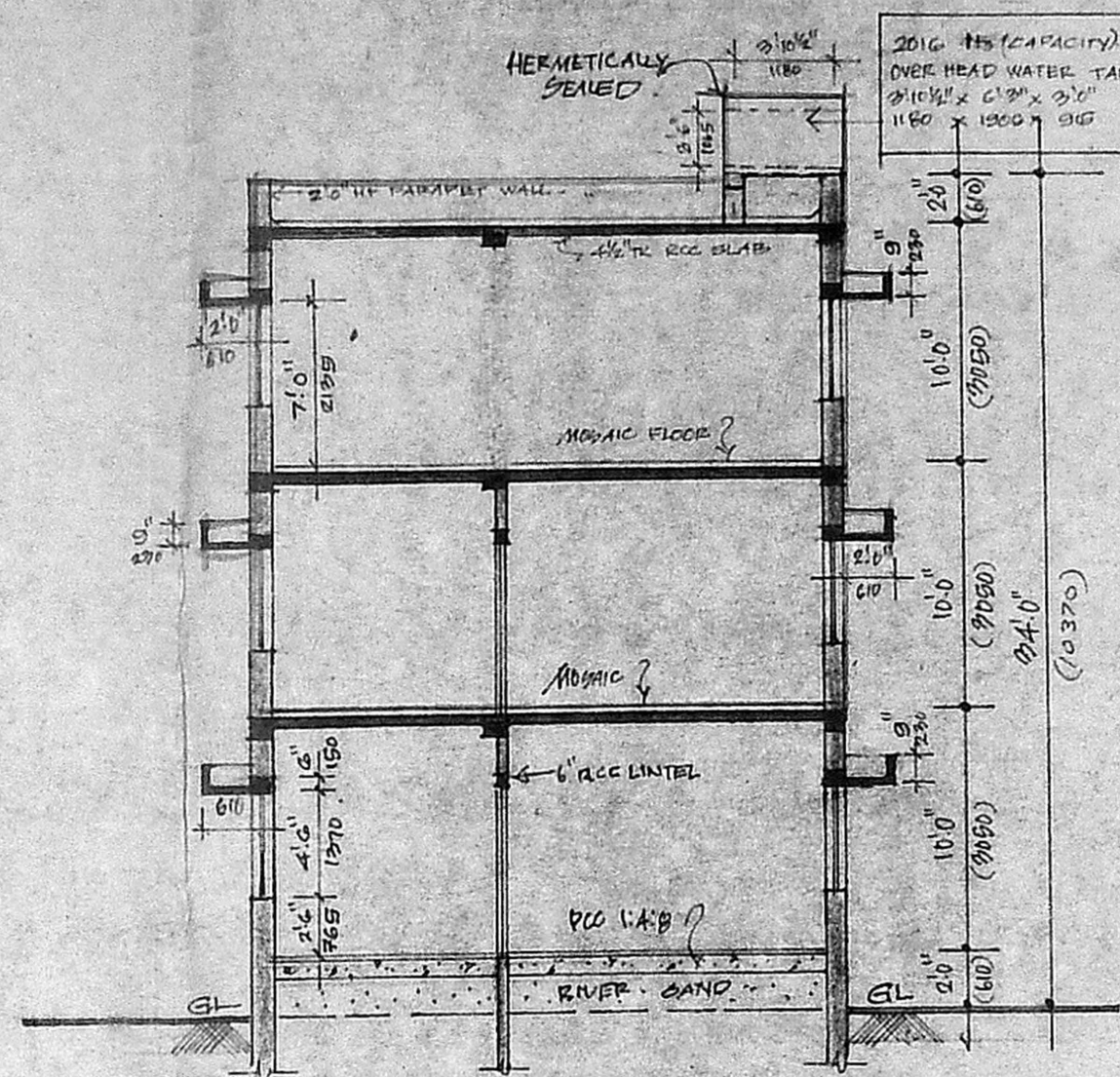
**ARCHITECTS:**  
 P. THAVADIAN & PARTNERS  
 NO. 46 COLLEGE ROAD, MADRAS - 6  
 DRAWN: [Signature] CHECKED: [Signature] JOB NO: DRG NO: 2408/1

PARTHASARATHI D. S.  
 ARCHITECT  
 2, MAIN STREET, MADRAS - 600 008.  
 R.A. 153/24-92

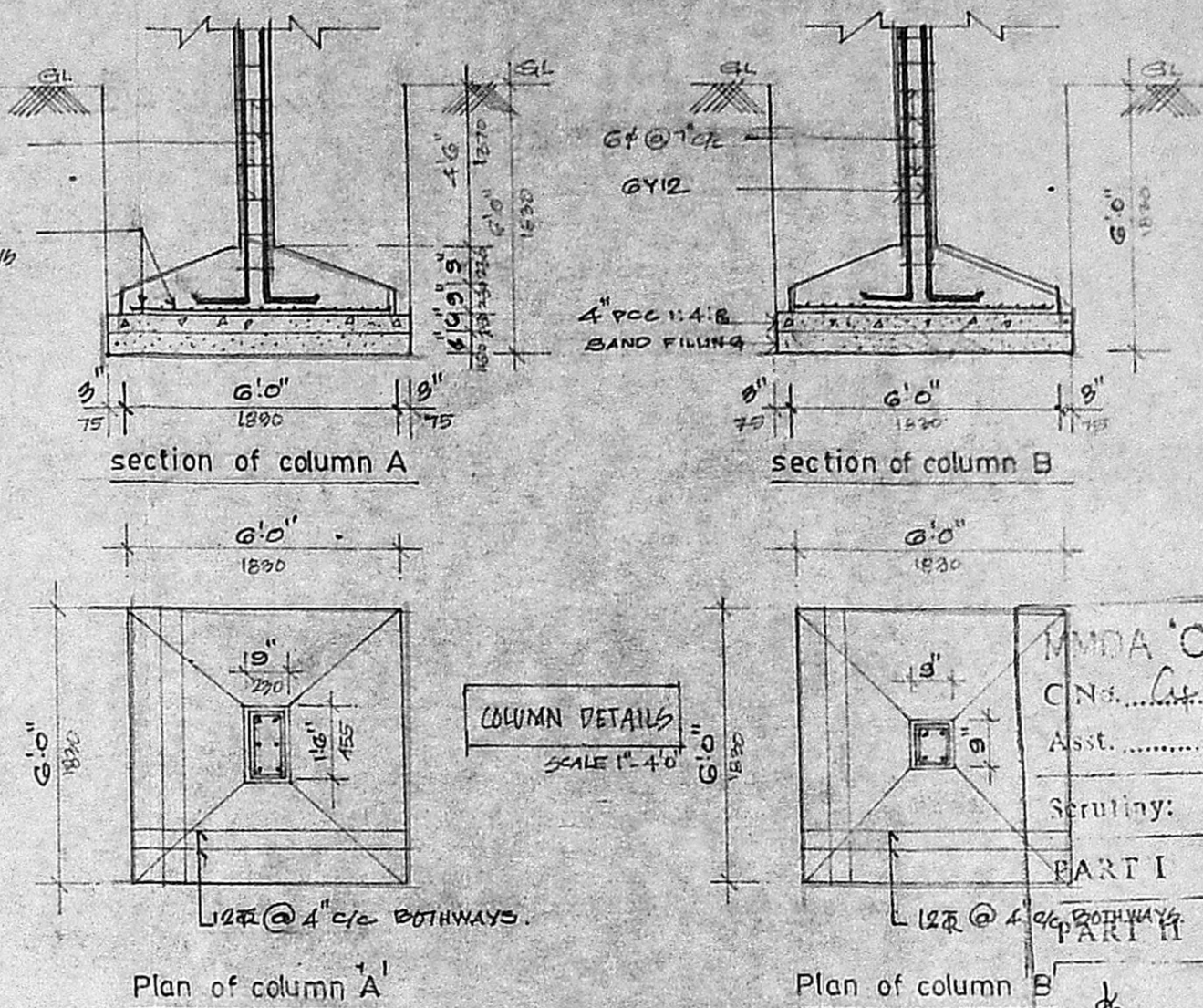




elevation

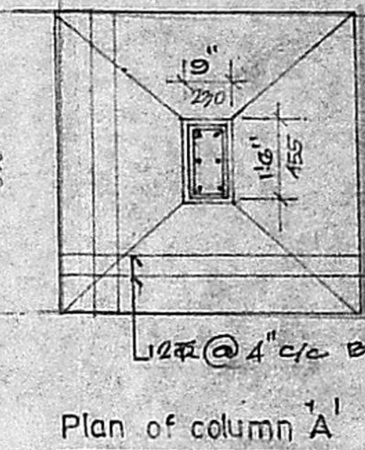


section xx

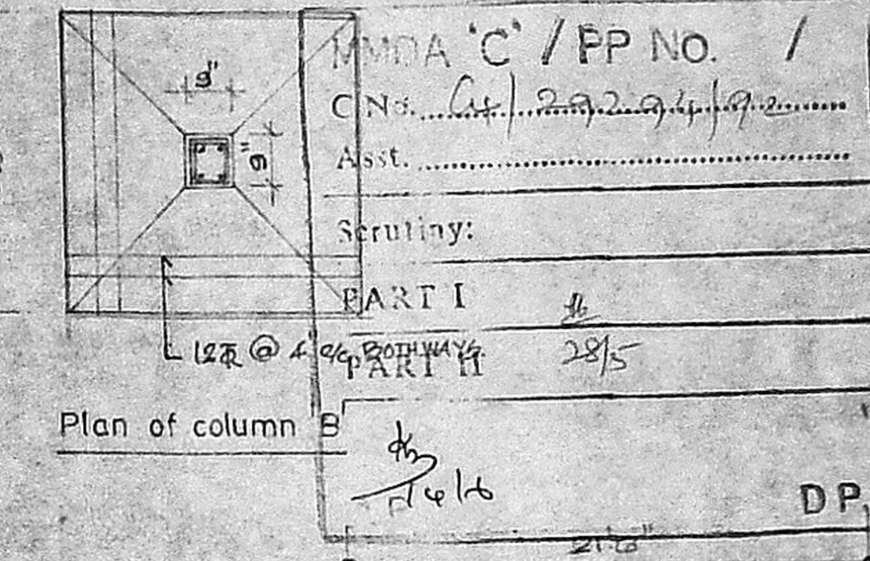


section of column A

section of column B



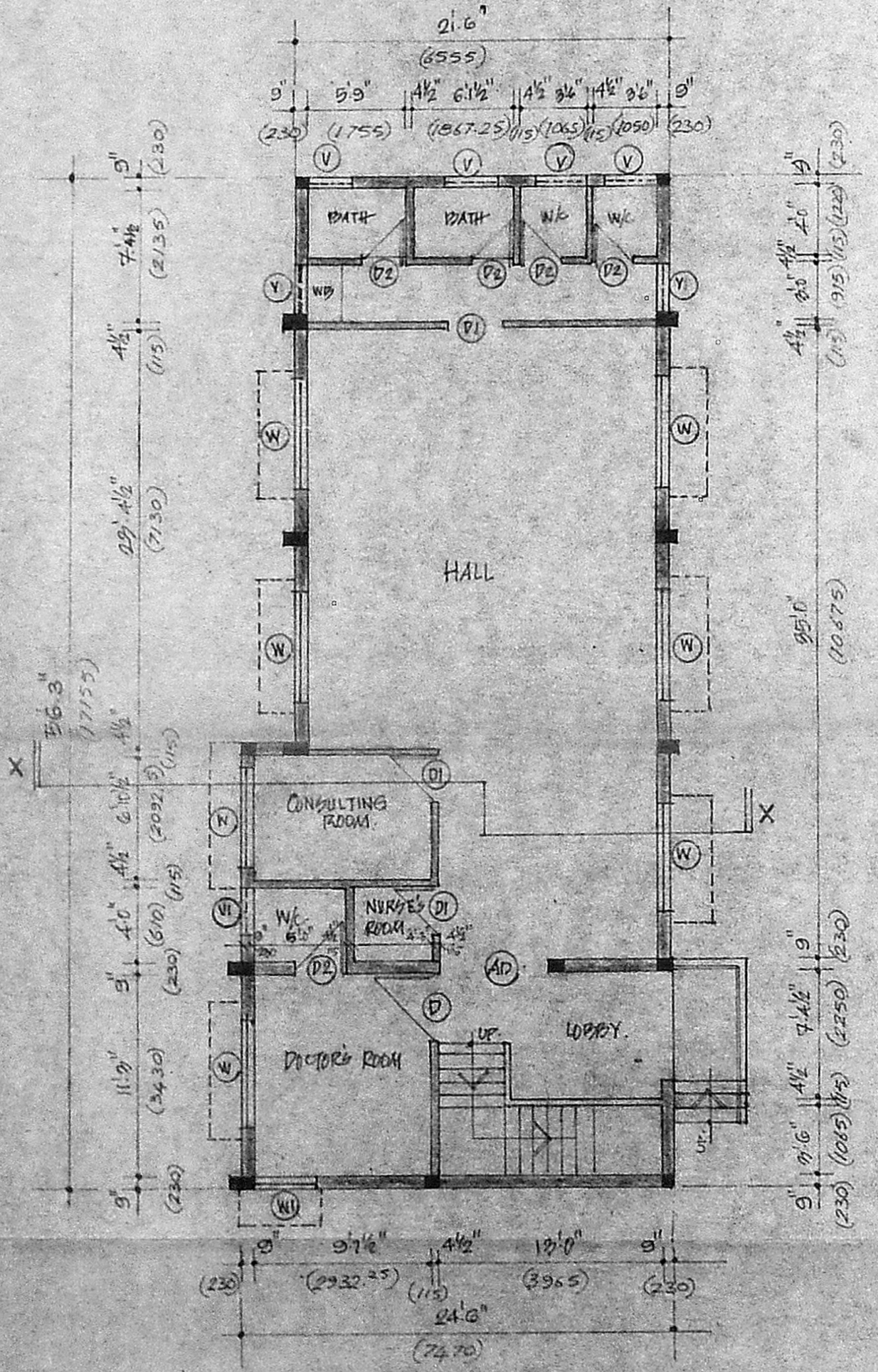
Plan of column A



Plan of column B

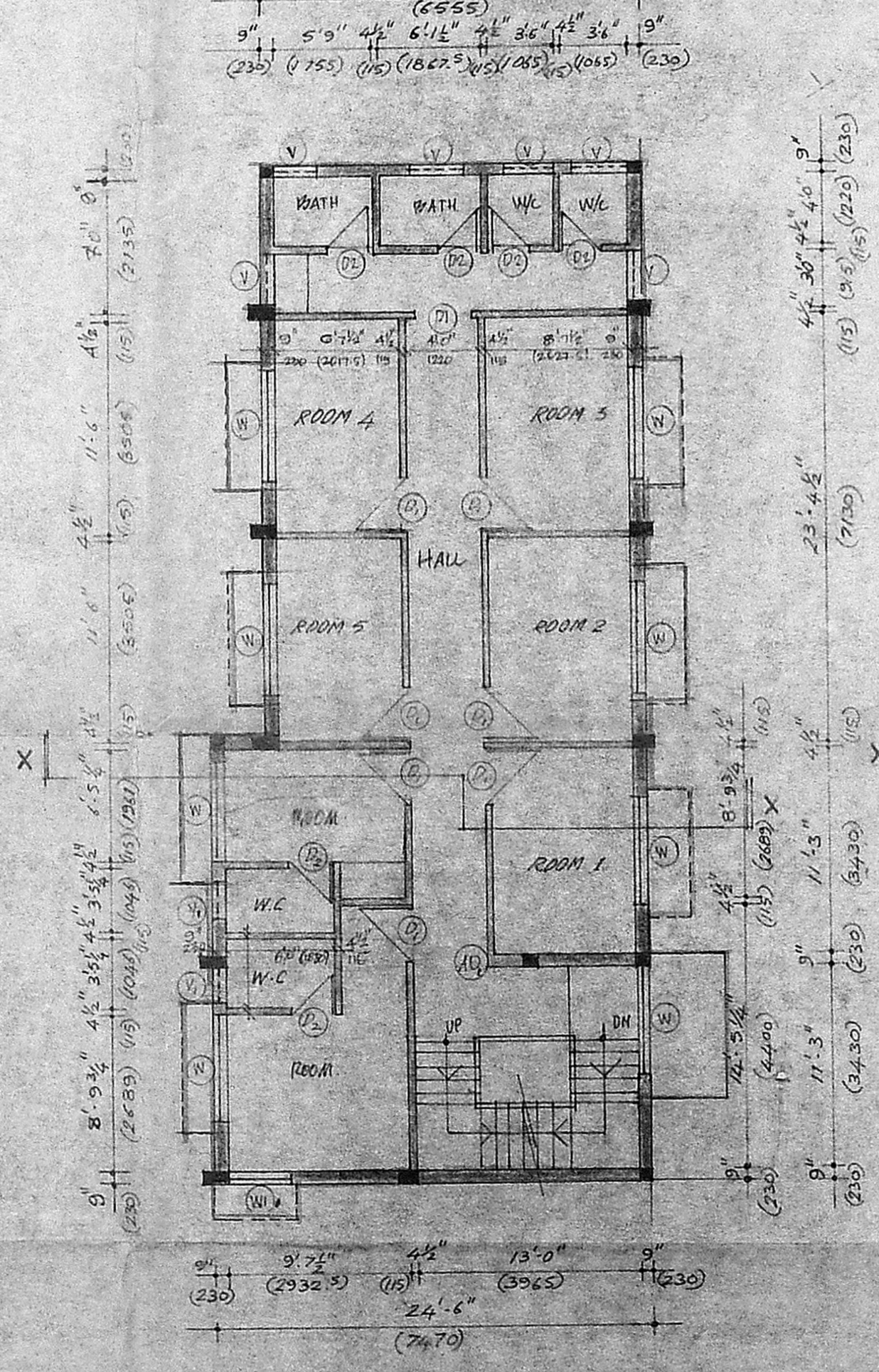
COLUMN DETAILS  
SCALE 1" = 4'-0"

MADA 'C' / PP NO. /  
 C.Ns. /  
 Asst. /  
 Scrutiny: /  
 PART I /  
 PART II /  
 DP



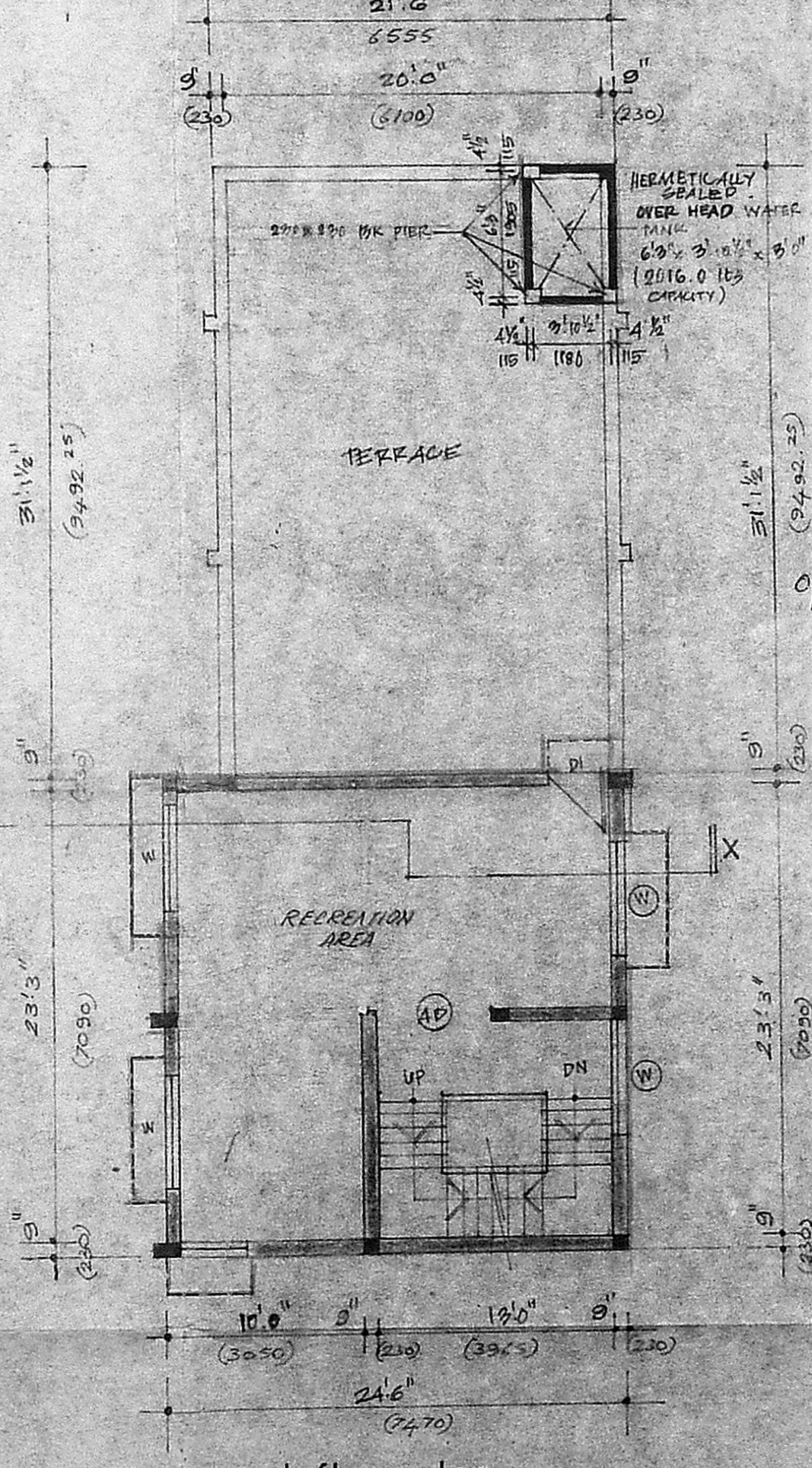
ground floor plan

(Existing)



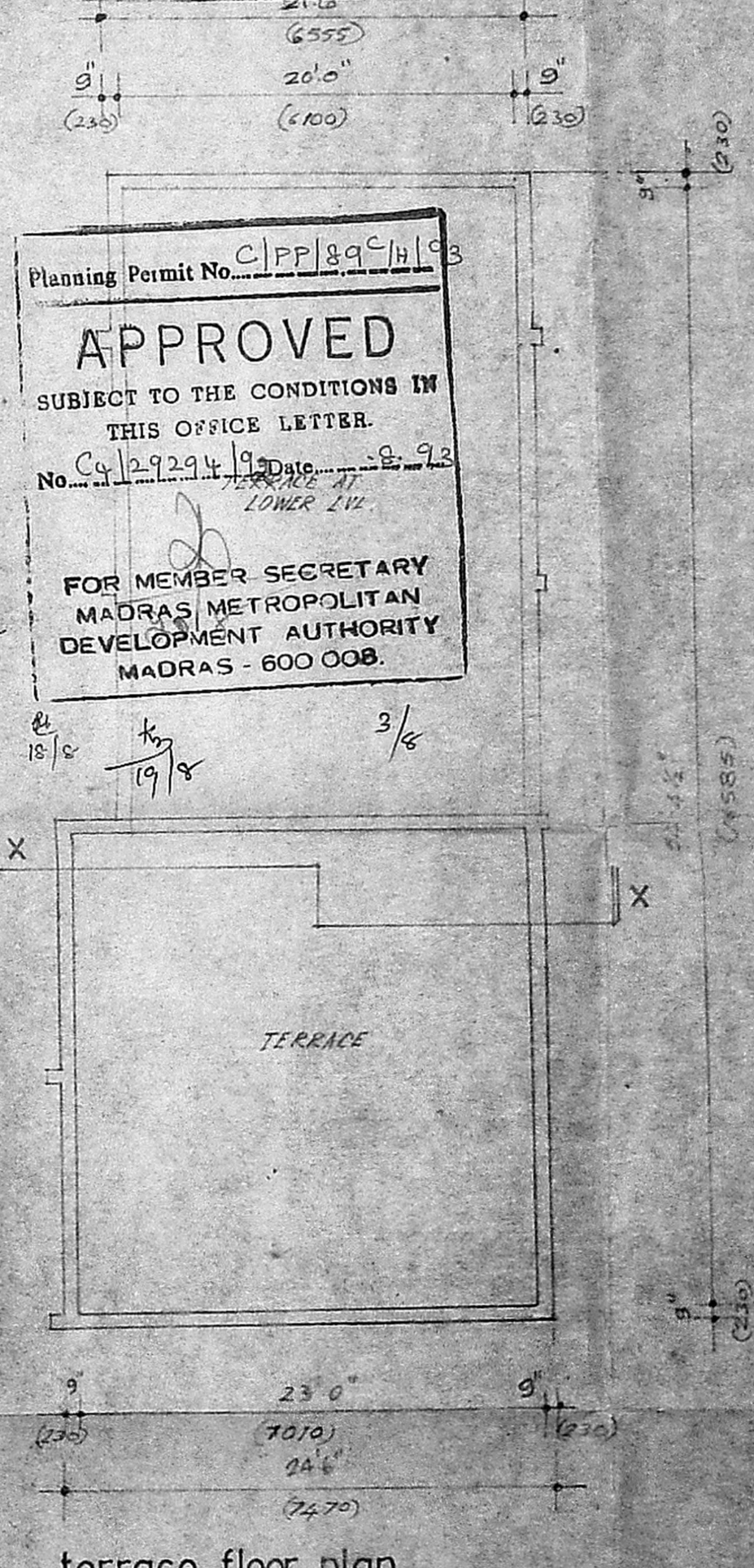
first floor plan

(Proposed)



second floor plan

(Proposed)



terrace floor plan

Planning Permit No. C/PP/89C/11/93  
**APPROVED**  
 SUBJECT TO THE CONDITIONS IN THIS OFFICE LETTER.  
 No. C/29294/93 Date 18.9.93  
 LOWER LV.  
 FOR MEMBER SECRETARY  
 MADRAS METROPOLITAN  
 DEVELOPMENT AUTHORITY  
 MADRAS - 600 008.

schedule of joinery

TYPE	DESCRIPTION	SIZE	#	SIZE mm
AD	ALUMINIUM DOOR	6'0" x 7'0"	1	1830 x 2130
D	T.W. FLUSH DOOR	4'0" x 7'0"	1	1220 x 2130
D1	T.W. FLUSH DOOR	3'0" x 7'0"	1	915 x 2130
D2	T.W. PANELLED DOOR	2'6" x 7'0"	1	760 x 2130
W	T.W. GUAGED WINDOW	6'0" x 4'6"	1	1830 x 1370
W1	T.W. GUAGED WINDOW	4'0" x 4'6"	1	1220 x 1370
V	T.W. LOUVERED VENTILATOR	3'0" x 2'0"	1	915 x 610
V1	-do-	2'6" x 2'0"	1	760 x 610
AD1	ALUMINIUM DOOR	4'0" x 7'0"	1	1220 x 2130

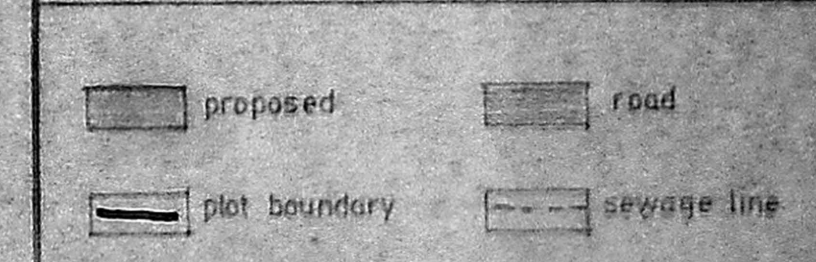
specification

FOUNDATIONS: EXISTING PILE FOUNDATION WITH PILE CAP & COLUMN.  
 SUPER STRUCTURE: BRICK WORK IN CM 1:5 DC 1:2.4 FOR SLABS AND LINTELS.  
 ROOF: RCC 12.4 SLAB OF SUITABLE TH AND PROTECTED WITH WEATHERING COFFER.  
 FLOORING: MOSAIC TILES BEST QUALITY  
 JOINERY: BEST INDIAN TEAK WOOD.  
 FINISHES: INTERIOR & EXTERIOR FINISHED WITH SMOOTH PLASTER & WHITE WASH.

area statement

PLOT AREA	102260 SFT	9500 SMT
GROUND FLOOR AREA	1276 SFT	118.54 SMT
FIRST FLOOR AREA	1276 SFT	118.54 SMT
SECOND FLOOR AREA	606 SFT	56.29 SMT
TOTAL FLOOR AREA	3158 SFT	293.38 SMT

legend



owners signature

*Mammal*

PROPOSED ALCOHOLIC DE ADDICTION CENTRE at Voluntary Health Service ADYAR MADRAS 600 113

SCALE: 1:100  
 DATE: 12/92

PARTHASARATHI D. G. ARCHITECT  
 3 BAIN STREET ANICK NAGAR, MADRAS - 600 003.  
 R. A. 153/92-03.  
**PITHAVADIAN & PARTNERS**  
 14 COLLEGE ROAD MADRAS 600 006.


DRAWN	CHECKED	JOB No	DRG. No.
C.P.R		2492	1

PARTHASARATHI D. G. ARCHITECT  
 3 BAIN STREET ANICK NAGAR, MADRAS - 600 003.  
 R. A. 153/92-03.

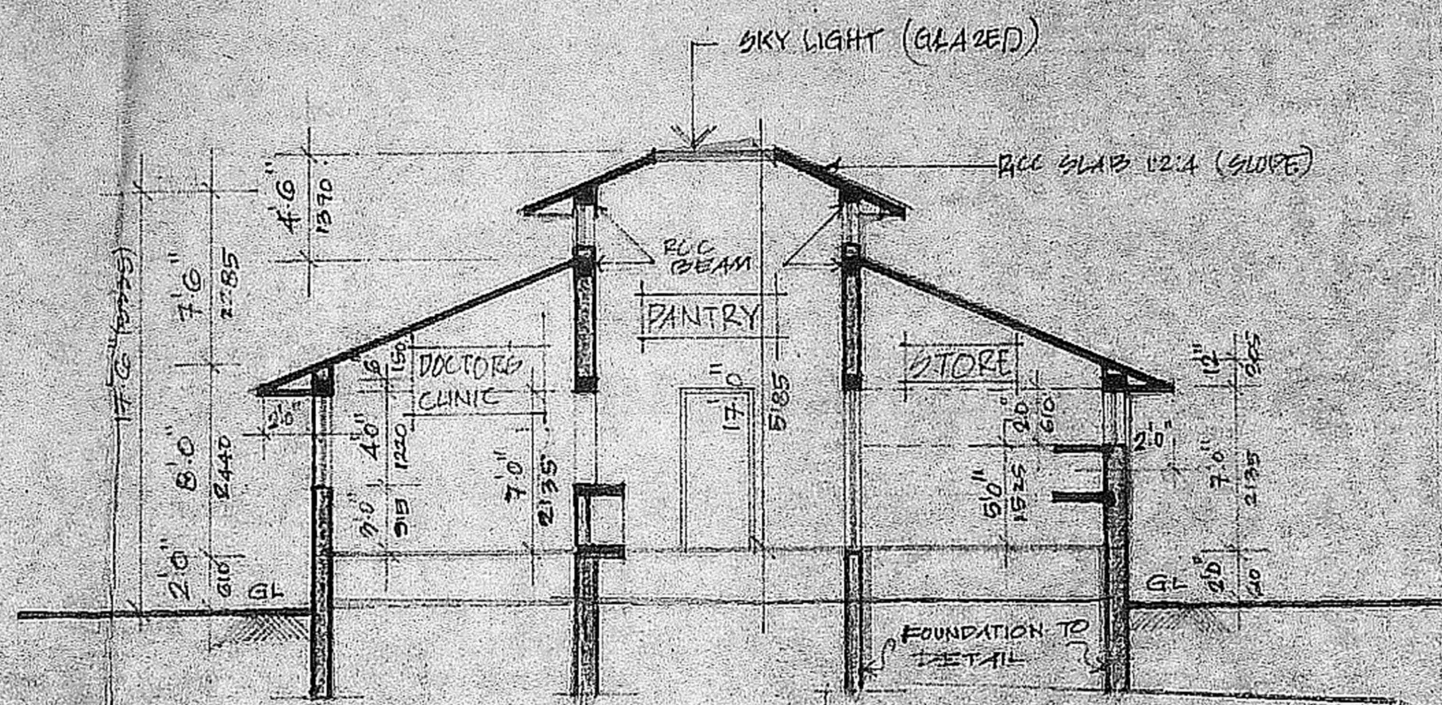








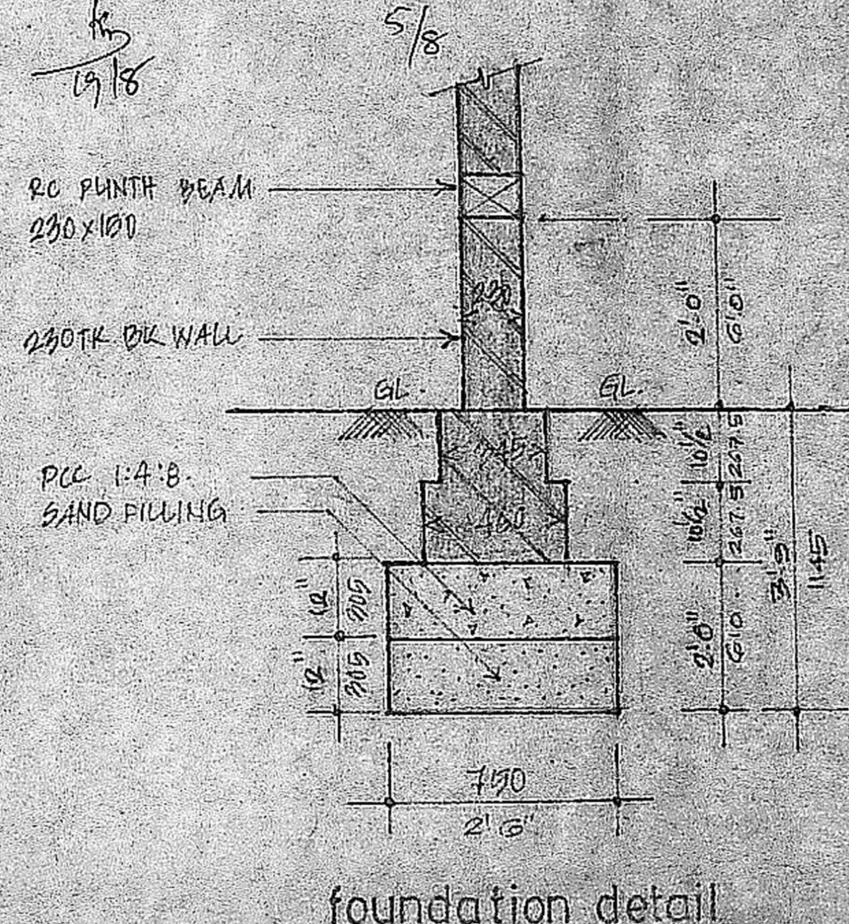
ELEVATION



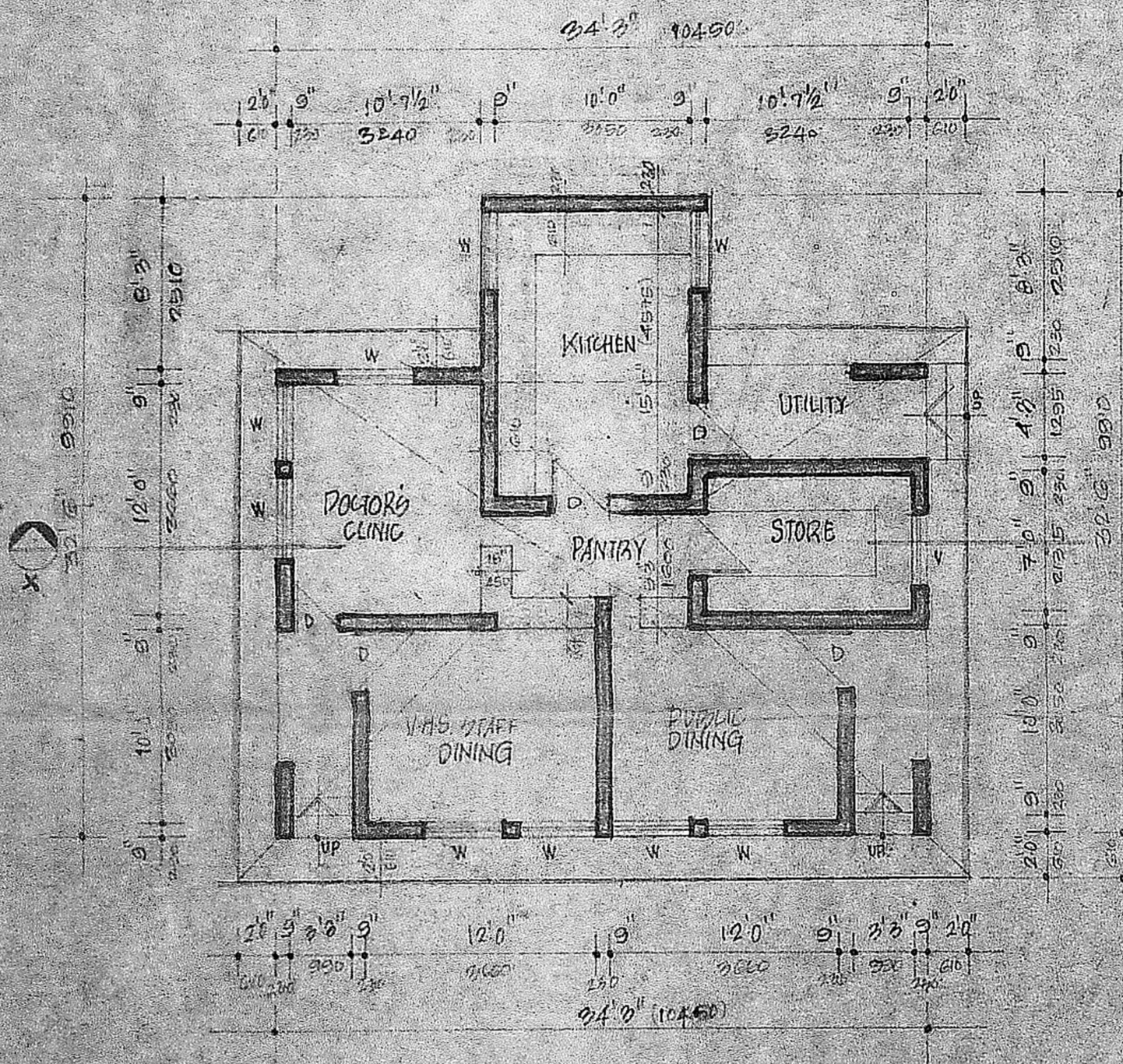
SECTION XX

Planning Permit No. C/PP/89/6/H/93  
**APPROVED**  
 SUBJECT TO THE CONDITIONS IN THIS OFFICE LETTER.  
 No. 94/29294/92 Date 27.9.93  
 FOR MEMBER SECRETARY  
 MADRAS METROPOLITAN  
 DEVELOPMENT AUTHORITY  
 MADRAS - 600 008.


M.D.A. C / PP NO. /  
 PART I  
 PART II  
 A.P. 16/6 D.P.



foundation detail



GROUND FLOOR PLAN



TERRACE PLAN

**SPECIFICATION**

- FOUNDATIONS : SPREAD FOOTINGS WITH BRICK WALLS.
- UPPER STRUCTURE : BRICK WALLS & R.C. ROOF ROOF SLAB.
- FLOORING : MOSAIC FLOORING.
- JOINERY : T.M. FLUSH DOOR, T.M. GLAZED WINDOWS WITH M.B. GRILL.
- FINISH : WALL PLASTERED & DISTEMPERED, PARTED INSIDE, CEMENT PAINT OUTSIDE.

**SCHEDULE OF JOINERY**

TYPE	DESCRIPTION	SIZE (FE)	SIZE (MT)
D	COUNTRY WOOD FLUSH DOOR	3'0" x 7'0"	915 x 2135
N	COUNTRY WOOD GLAZED WINDOWS	4'0" x 4'0"	1220 x 1220
V	COUNTRY WOOD LOUVERED VENTILATORS	2'8" x 2'0"	810 x 610

**AREA STATEMENT**

	SQ. FT.	SQ. MT.
PLOT AREA	102260	9500
GROUND FLOOR AREA	925	85
TOTAL BUILT-UP AREA	935	85

**LEGEND**

- PROPOSAL
- ROAD
- PLOT BOUNDARY
- SENEGE

**PROPOSED CANTEN BLOCK FOR V.H.S**  
 T.S.No 1, BLOCK No 5 & T.S.No 3, BLOCK No 4, AT PALLIPATTU VILLAGE, ADAYAR, MADRAS-13.

FLOOR PLAN SECTION ELEVATION ETC.

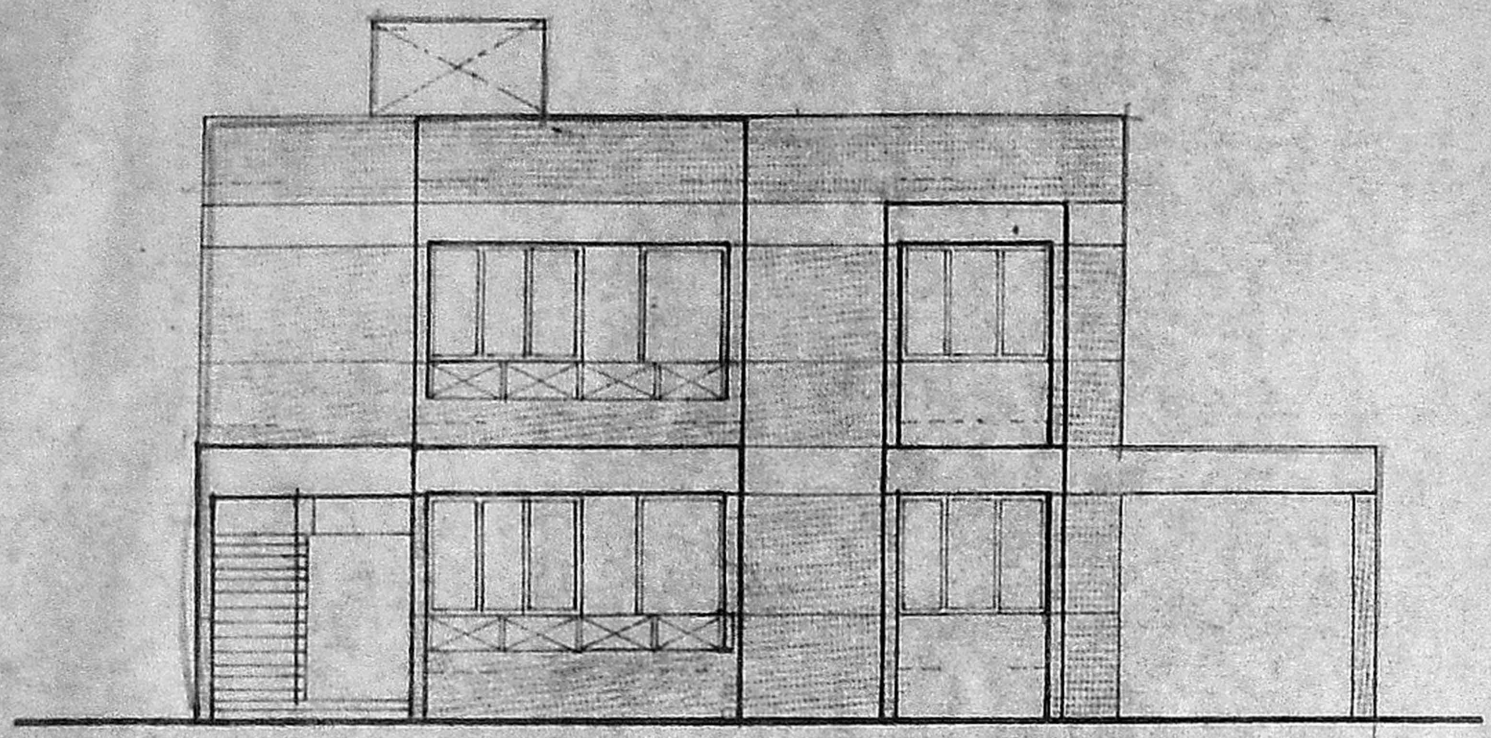
SCALE 1/100 DATE 29/9/92

*Mammal*  
 OWNER'S SIGNATURE  
 PARTHASARATHI D.G.  
 ARCHITECT  
 3, BOB STREET, ASHOK NAGAR,  
 MADRAS - 600 083.  
 R.A. 153/92-23  
 LICENSED SURVEYOR

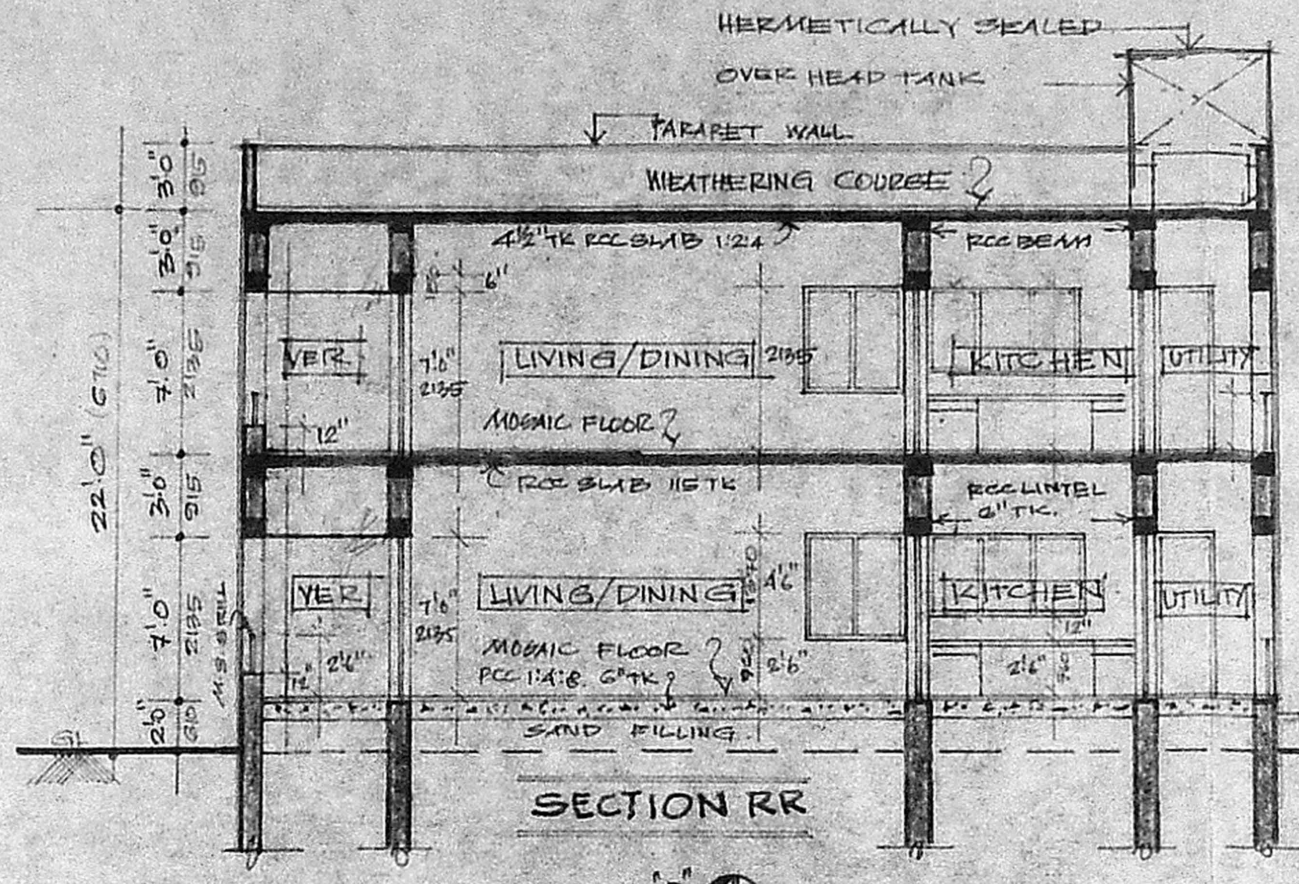
**PITHAVADIAN & PARTNERS**  
 14 COLLEGE ROAD, MADRAS-6

DRAWN	CHECKED	JOB No.	DRG No.
CPR		2492	1





ELEVATION

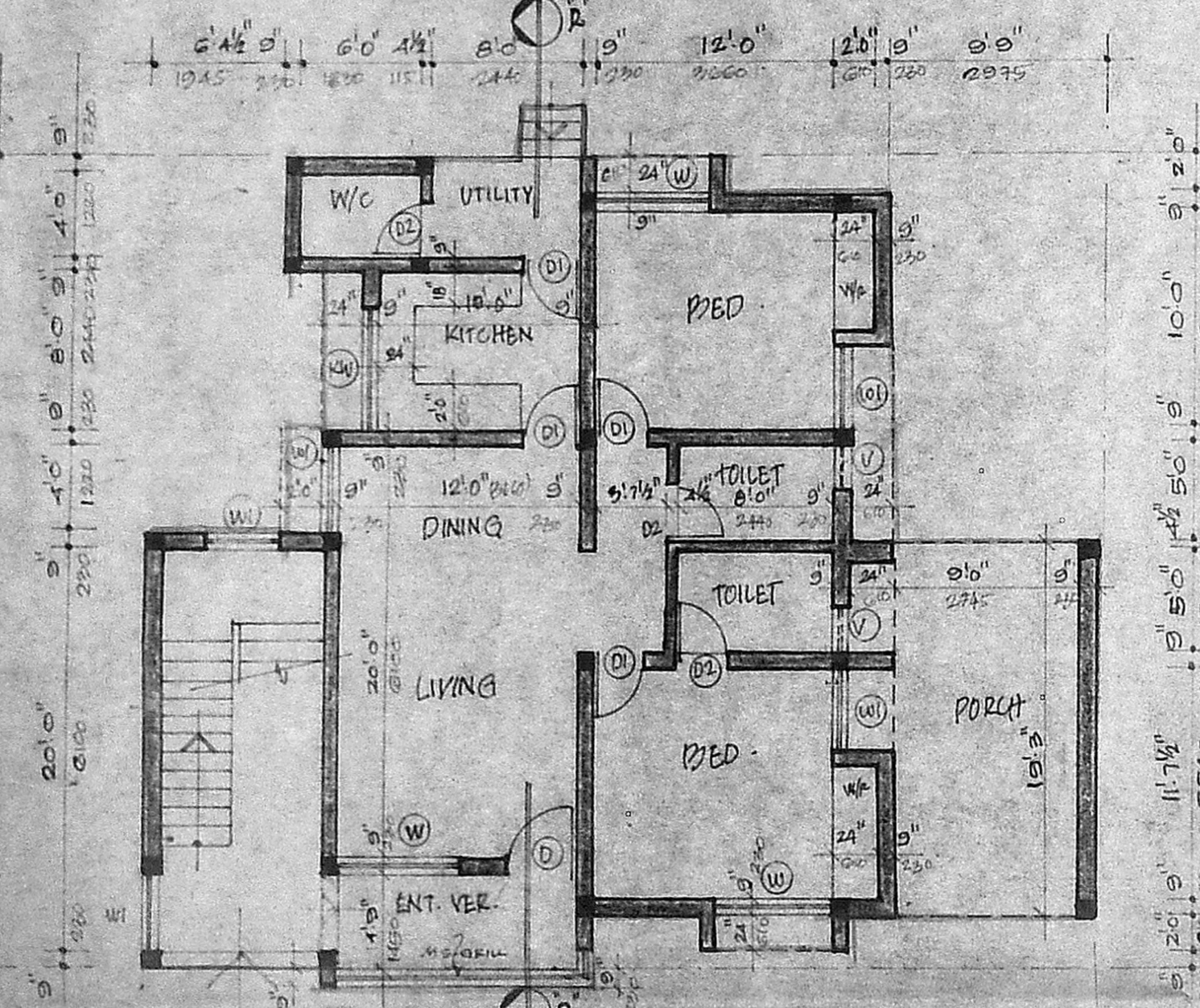


SECTION RR

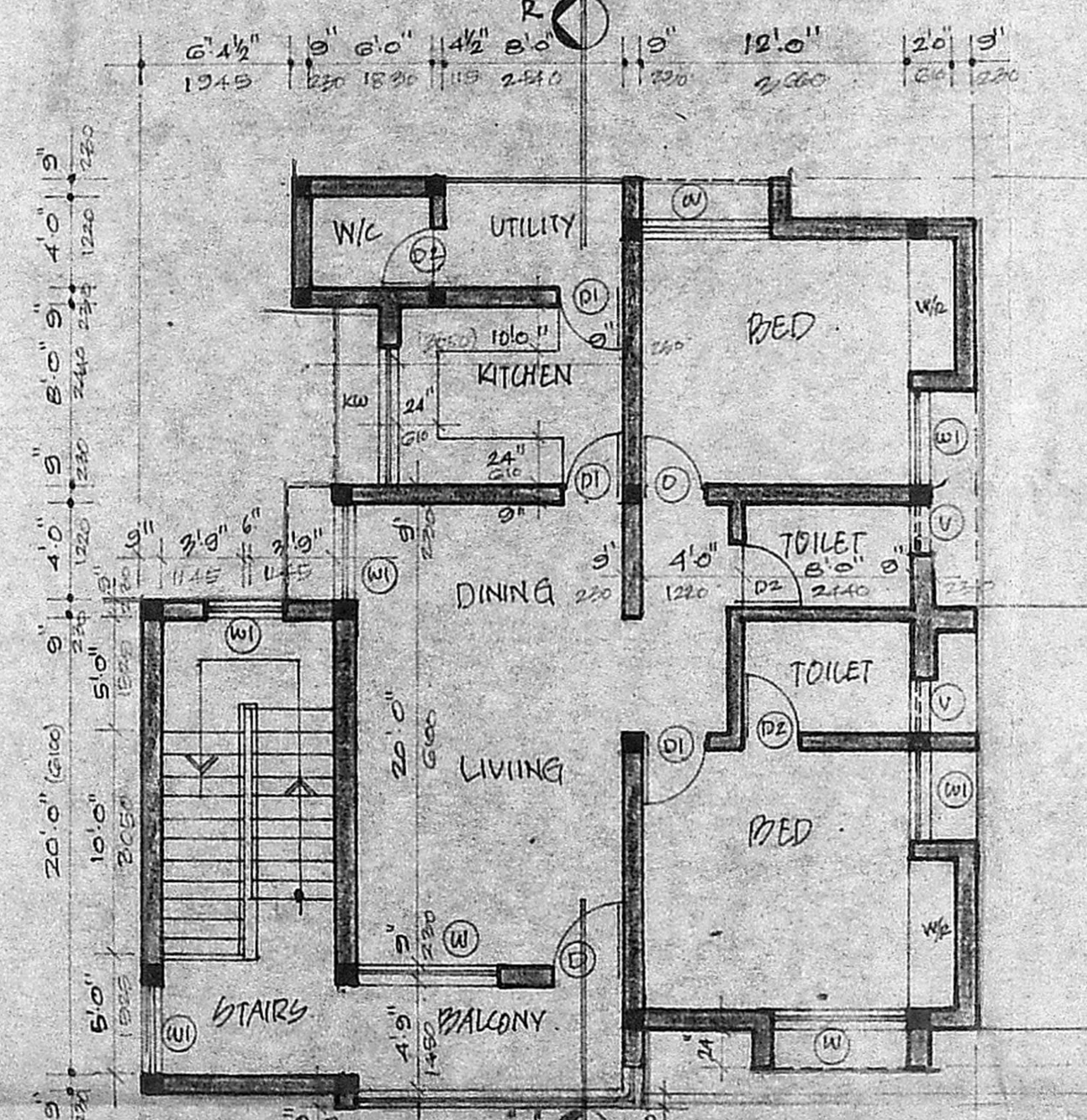
HERMETICALLY SEALED  
OVER HEAD TANK  
PARAPE WALL  
WEATHERING COURSE  
RCC BEAM  
MOSAIC FLOOR  
RCC SLAB 15TK  
RCC LINTEL 4"TK  
SAND FILLING

NO. 100 C/PP/10 /  
C. No. 22294/10  
Asst. Secretary:  
PART I  
PART II

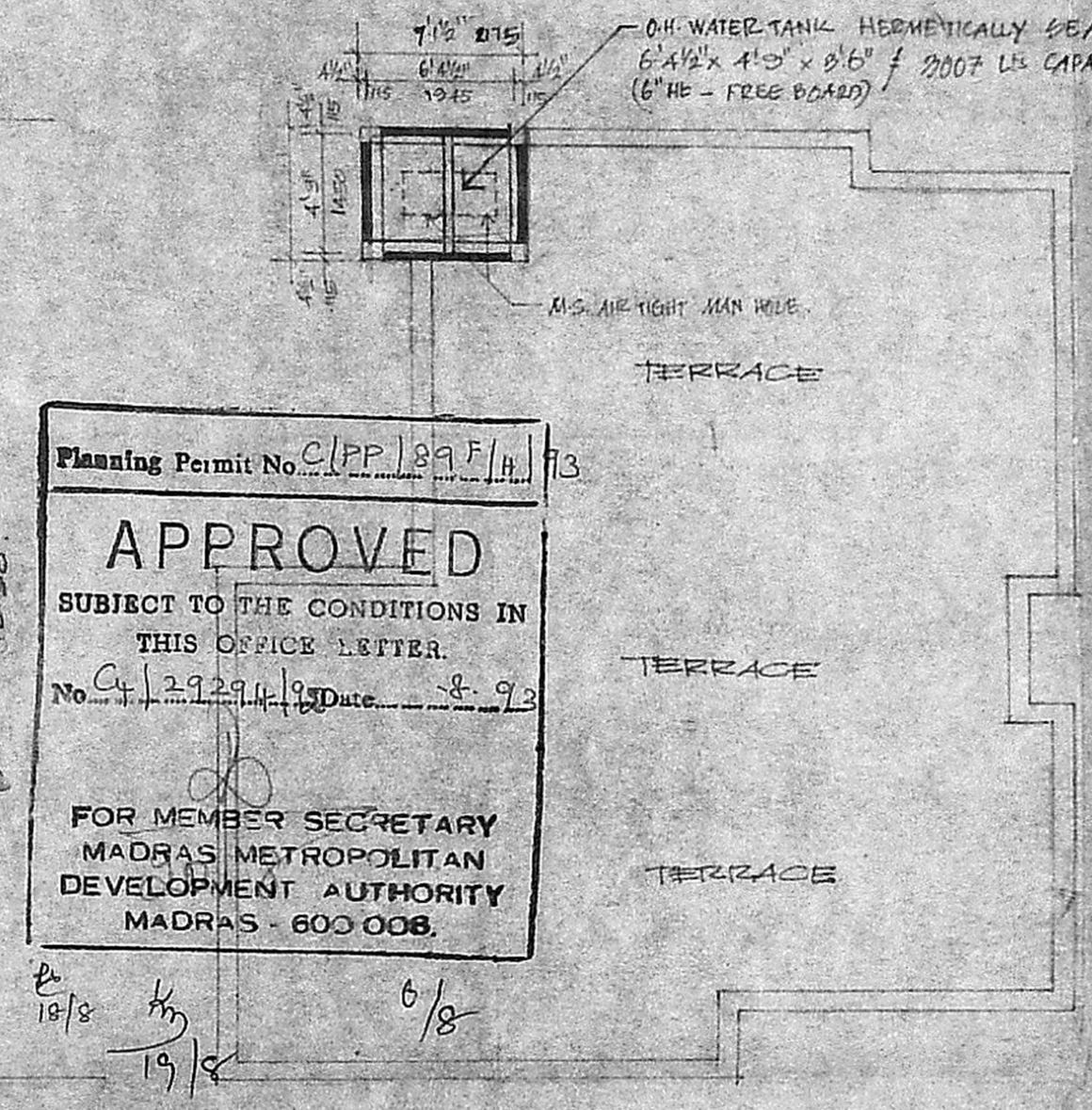
18/8  
19/8



GROUND FLOOR PLAN

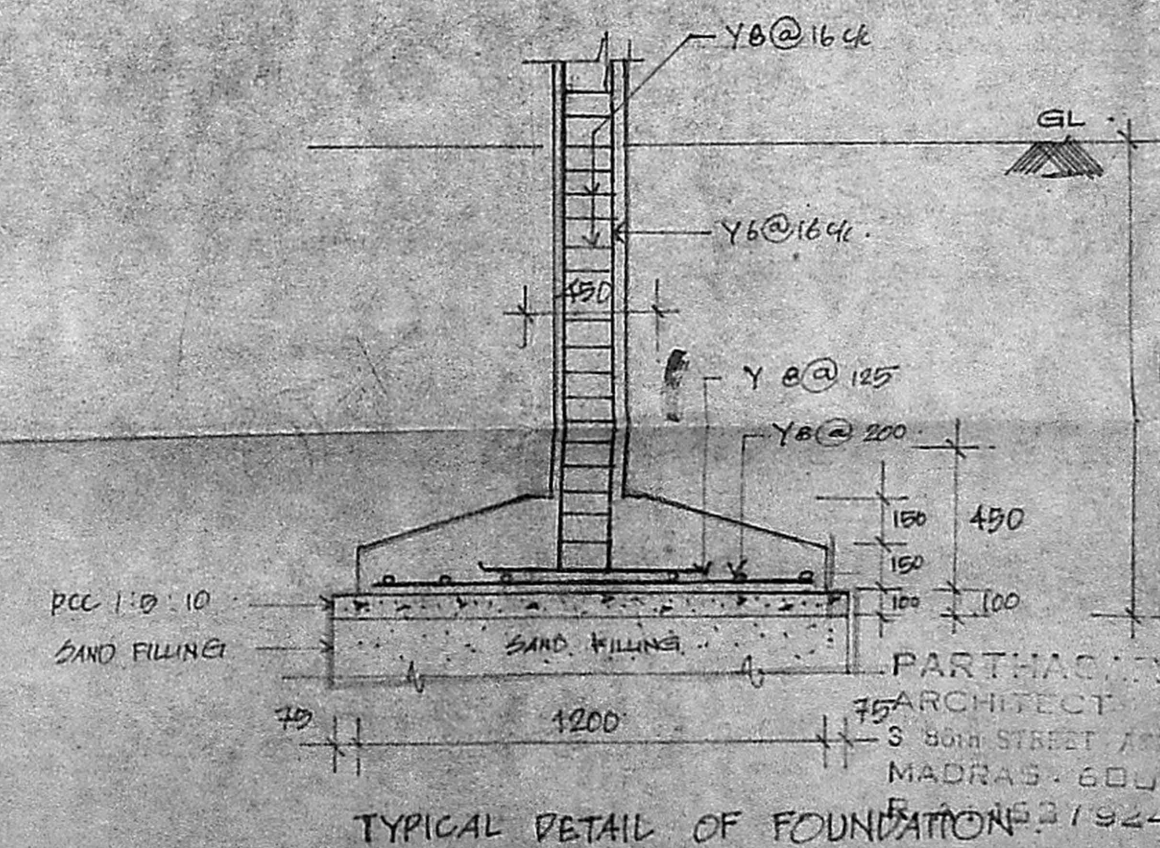


FIRST FLOOR PLAN



TERRACE PLAN

Planning Permit No. C/PP/89F/113  
**APPROVED**  
SUBJECT TO THE CONDITIONS IN THIS OFFICE LETTER.  
No. C/22294/10 Date: 8-9-73  
FOR MEMBER SECRETARY  
MADRAS METROPOLITAN  
DEVELOPMENT AUTHORITY  
MADRAS - 600 008.



TYPICAL DETAIL OF FOUNDATION

**SPECIFICATION**

FOUNDATION : INDIVIDUAL COLUMN FOOTINGS WITH PUNCH BEAMS & BRICK WALL  
SUPER STRUCTURE : BRICK MASONRY IN CM 1:5 FOR ALL LINTEL BEAMS & SLABS  
FLOOR : MOSAIC TILES  
ROOF : RCC 12.4 SLAB WITH STANDARD WEATHERING COURSE WITH SUITABLE THICKNESS.  
JOINERY DETAILS : BEST INDIAN TEAK WOOD EXTERIOR PAINTED WITH CEMENT PAINT & INTERIOR WITH PLASTIC EMULSIONS.

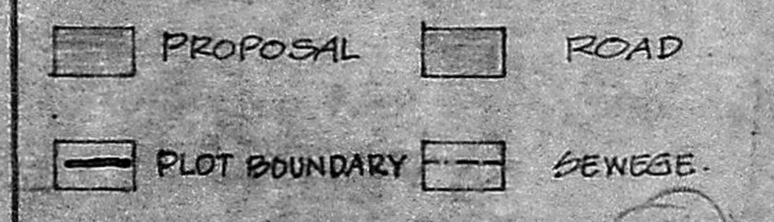
**SCHEDULE OF JOINERY**

TYPE	DESCRIPTION	SIZE (FD)	SIZE (ML)
D	T.W. FLUSH DOOR	3'6" x 3'0"	1065 x 2195
D1	T.W. FLUSH DOOR	3'0" x 3'0"	915 x 2195
D2	T.W. PANELED DOOR	2'6" x 3'0"	765 x 2195
W	T.W. GLAZED WINDOW	6'0" x 4'6"	1830 x 1390
W1	-do-	4'0" x 4'6"	1230 x 1390
KN	KITCHEN WINDOW	6'0" x 3'6"	1830 x 1065
V	T.W. LAUNDRY VENTILATOR	2'6" x 2'0"	610 x 610

**AREA STATEMENT**

	SQ. FT.	SQ. MET.
PLOT AREA	10226.00	935.00
GROUND FLOOR AREA	1204.00	112.50
FIRST FLOOR AREA	1204.00	112.50
CAR PORCH AREA	180.00	17.50
TOTAL BUILT-UP AREA	2596.00	241.50

**LEGEND**



**PROPOSED RESIDENTIAL QUARTERS FOR MEDICAL SUPERINTENDENT V.H.S. T.S. No. 1, BLOCK No. 5 & T.S. No. 9, BLOCK No. 4, AT PALLIPATTU VILLAGE ADAYAR MADRAS - 113.**

FLOOR PLANS, ELEVATIONS, SECTIONS & FOUNDATION DETAILS.

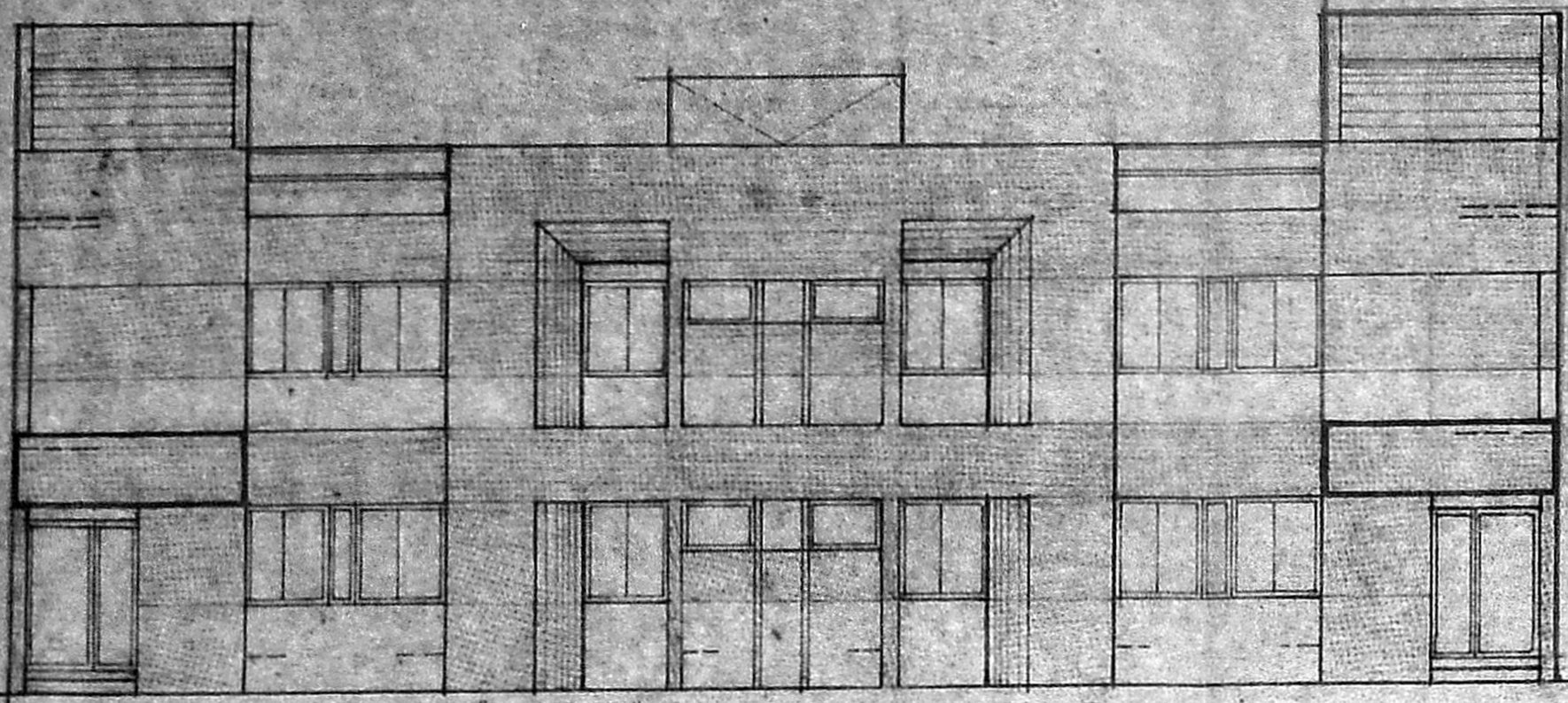
SCALE: 1/8" = 1'00" DATE: 25/3/73

PARTHAKYAN D. ARCHITECT  
3, 5th STREET, 7th FLOOR, MADRAS - 600 033.  
14 COLLEGE ROAD M.S. - 600 008.

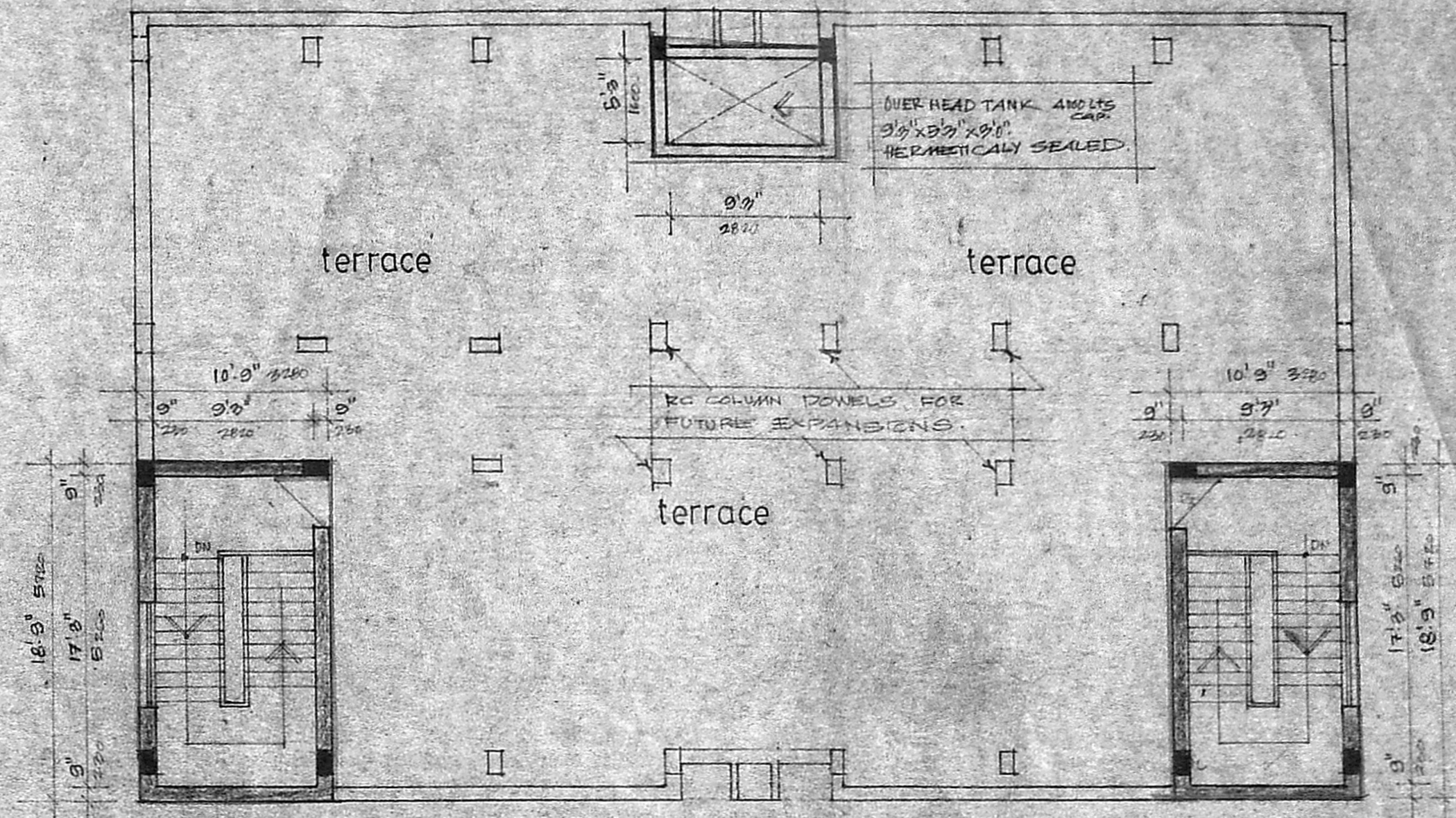
DRAWN	CHECKED	JOB No.	DES. No.
C.P.R.		2489	1

OWNER'S SIGNATURE

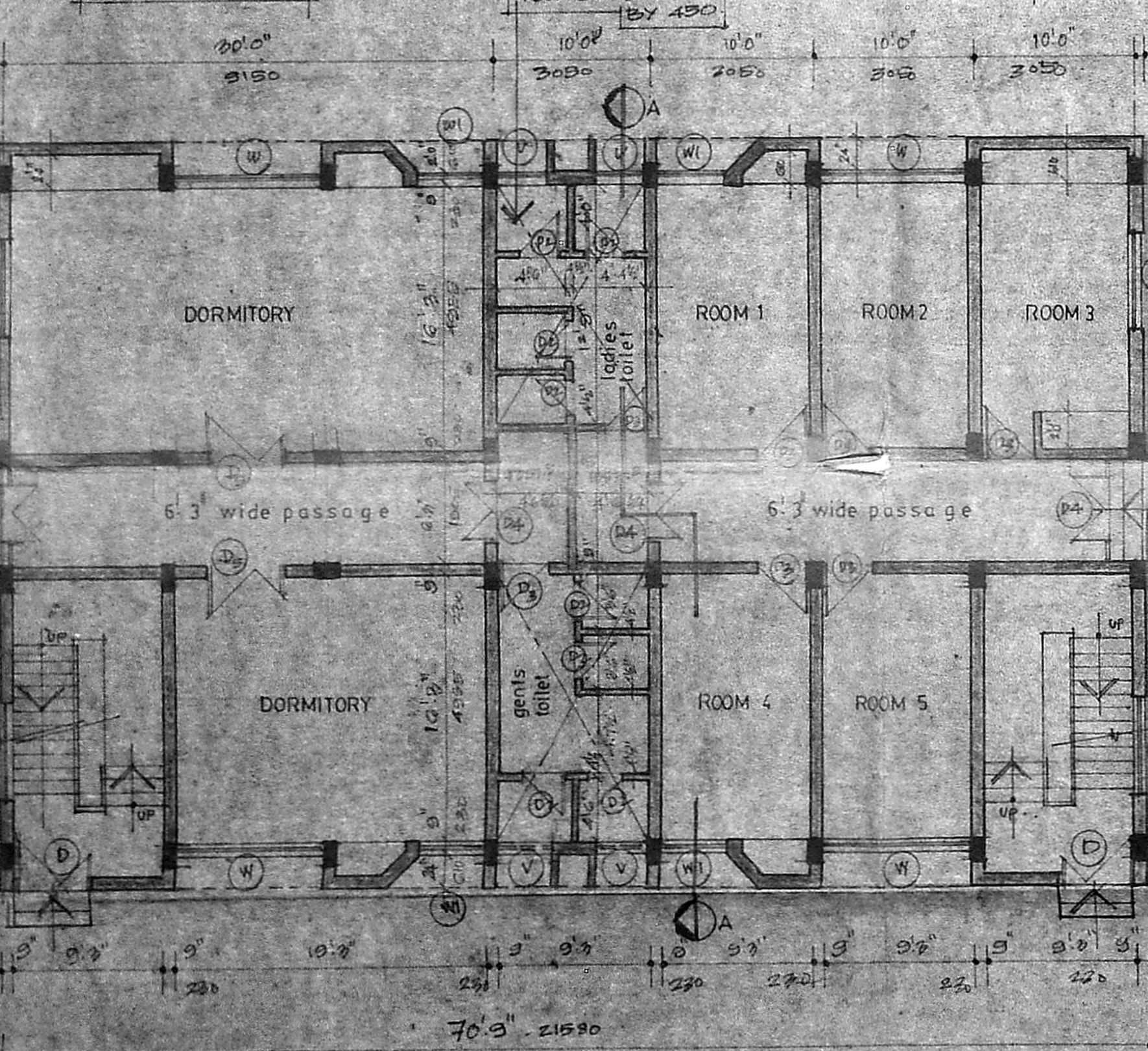
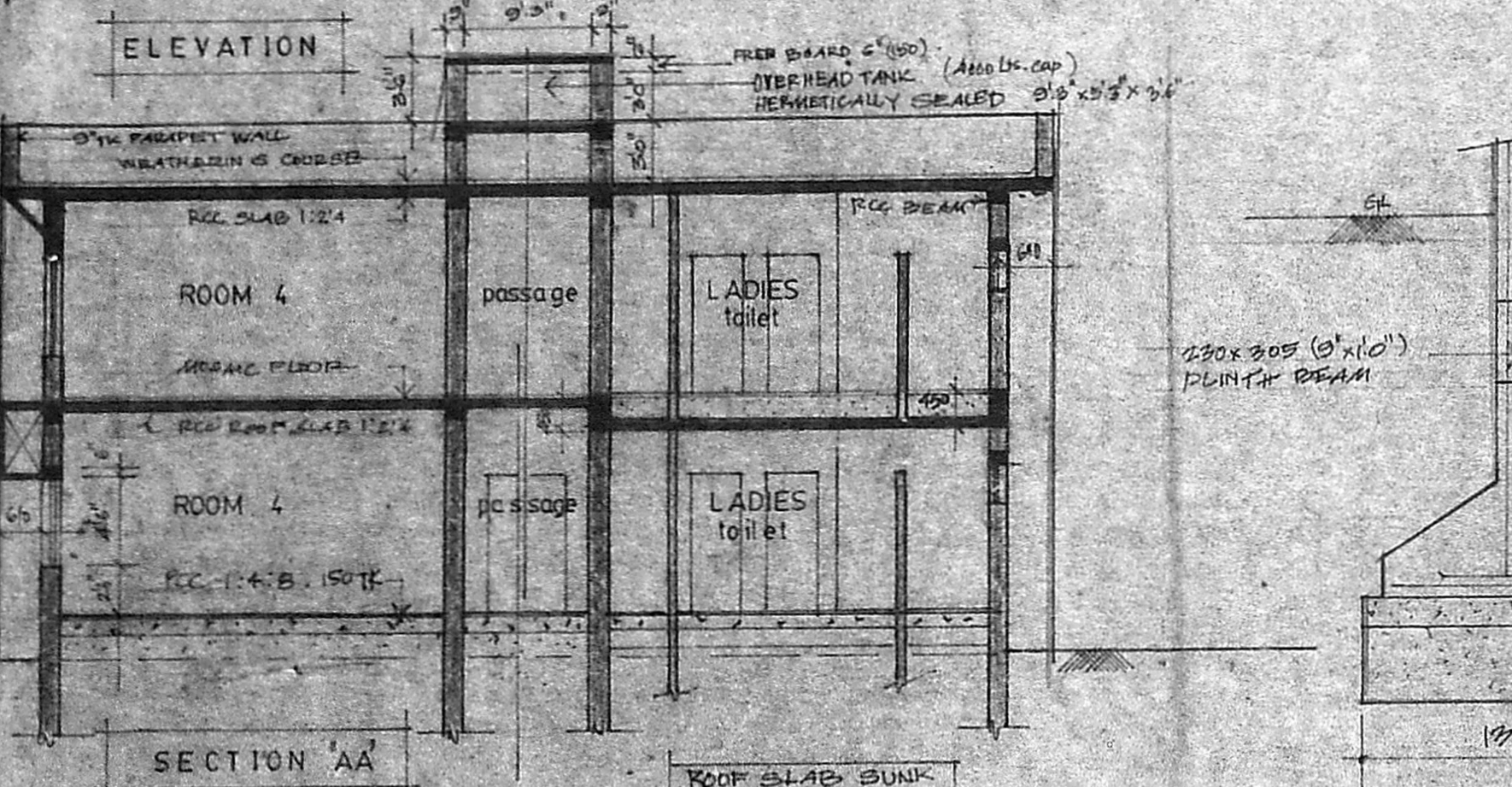




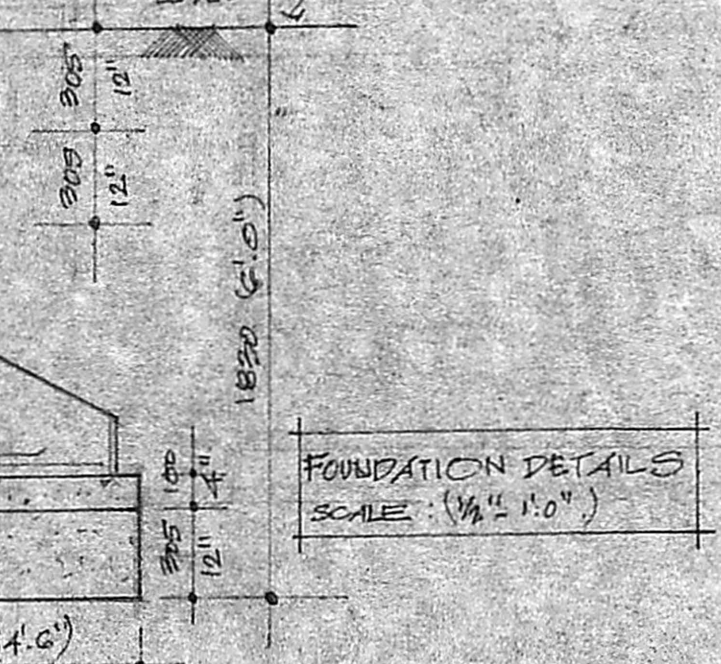
MMDA 'C' / PP No. /  
 C.No. 29294/92  
 Asst. ...  
 Serutiny: 28/5  
 PART I  
 PART II  
 A.P. 16  
 D.P.




TERRACE PLAN



GROUND FLOOR PLAN



Planning Permit No. C/PP/89/4/73  
**APPROVED**  
 SUBJECT TO THE CONDITIONS IN THIS OFFICE LETTER.  
 No. C/29294/92 Date 28.9.93  
 FOR MEMBER SECRETARY  
 MADRAS METROPOLITAN  
 DEVELOPMENT AUTHORITY  
 MADRAS - 600 008.



FIRST FLOOR PLAN

PARTHASARATHI D  
 ARCHITECT  
 3, 3rd CROSS STREET, 1st FLOOR,  
 MADRAS - 600 008.  
 R. A. 153/92-93.

schedule of joinery

type	description	size mm	size ft
D4	FW FLUSH DOOR	1220 x 2135	4'0" x 7'0"
D5	T.W. FLUSH DOOR	1225 x 2135	4'0" x 7'0"
D3	T.W. FLUSH DOOR	915 x 2135	3'0" x 7'0"
D2	T.W. PANELLED DOOR	760 x 2135	2'5" x 7'0"
W1	T.W. SHAZED WINDOW	1820 x 1810	5'8" x 4'6"
W2	DO	1220 x 1370	4'0" x 4'6"
W3	DO	1820 x 1370	6'0" x 4'6"
W4	T.W. WINDOW	1820 x 1370	6'0" x 4'6"
V	T.W. WINDOW VENTILATOR	615 x 1155	2'0" x 2'10"

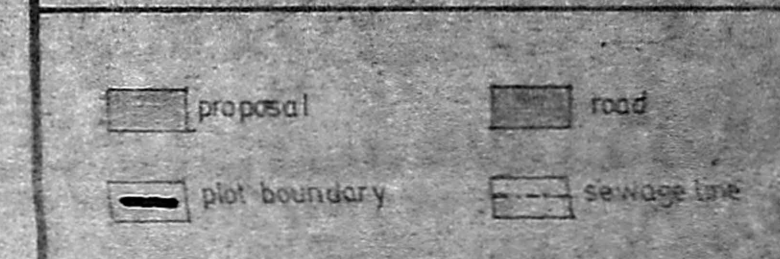
specification

FOUNDATIONS: USING R.C. BED BLOCK 15" x 15" UNDER THE R.C. FOOTING WITH BEAM BEAM  
 SUPER STRUCTURE: BRICK WALL WITH R.C. ROOF SLAB  
 ROOFS: RCC 1:12 SLOPE WITH 4" THK  
 FINISHING: INTERIOR PLASTERED WITH 12MM SANDWICH PLASTER  
 WEATHERING: BRICK JALLY LIME CONCRETE WITH PRECAST TILES  
 FLOORING: MASONIC FLOORING  
 JOINERY: CW/ALU/STEEL

Area statement

	DAFT	SMT
PLOT AREA	1022600	3500
ground floor area	9081	286
first floor area	3081	100
head room area	400	13
total area	6567	219

Legend



owner's signature

*Handwritten signature*

PROPOSED MARUDHUR  
 KESARI DARMASALA at  
 Voluntary Health Services  
 Adyar MADRAS.

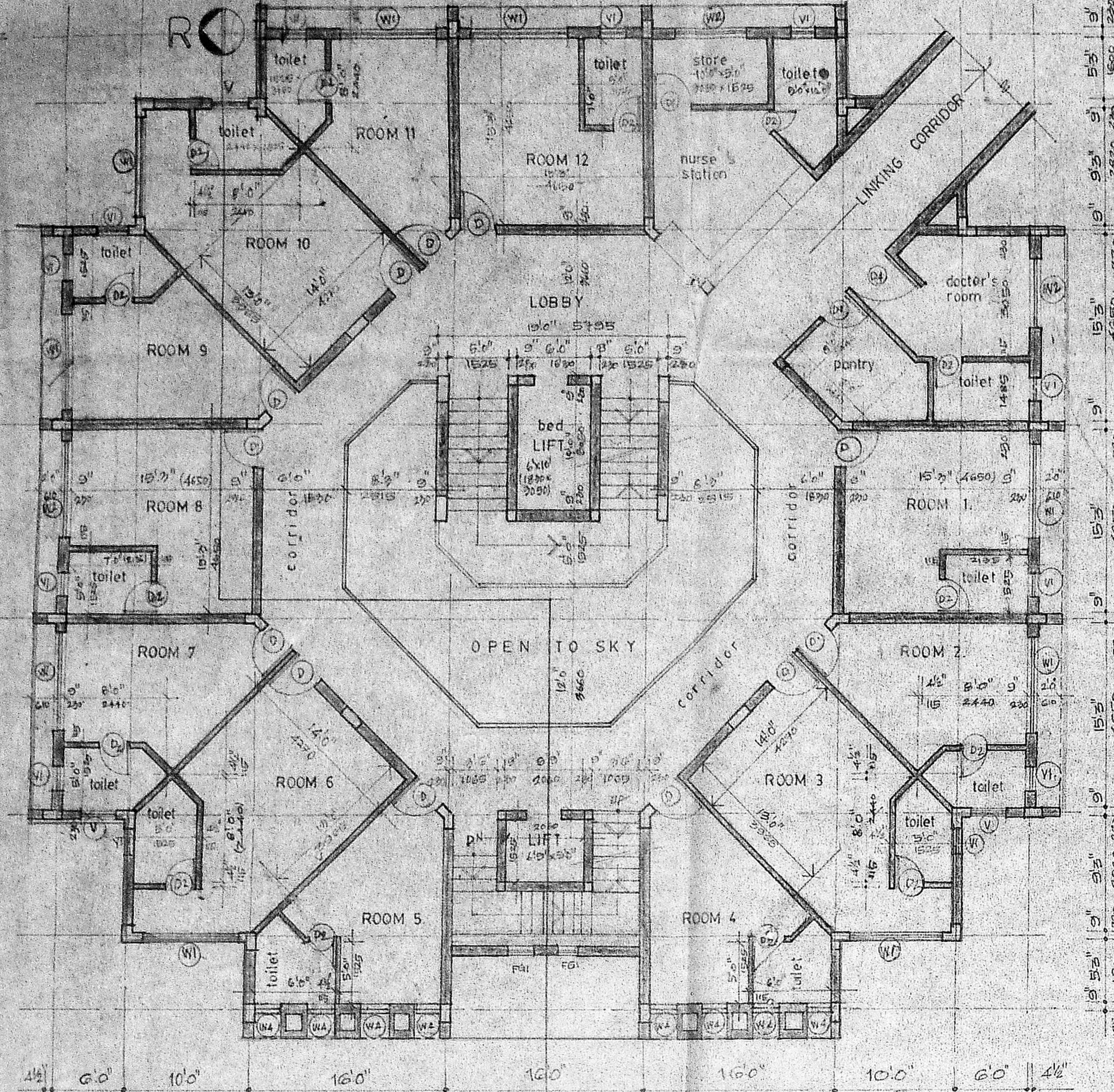
floor plan's terrace plan elevation & sections.

SCALE 1:100 1/8" = 1'-0" DATE 26-10-92

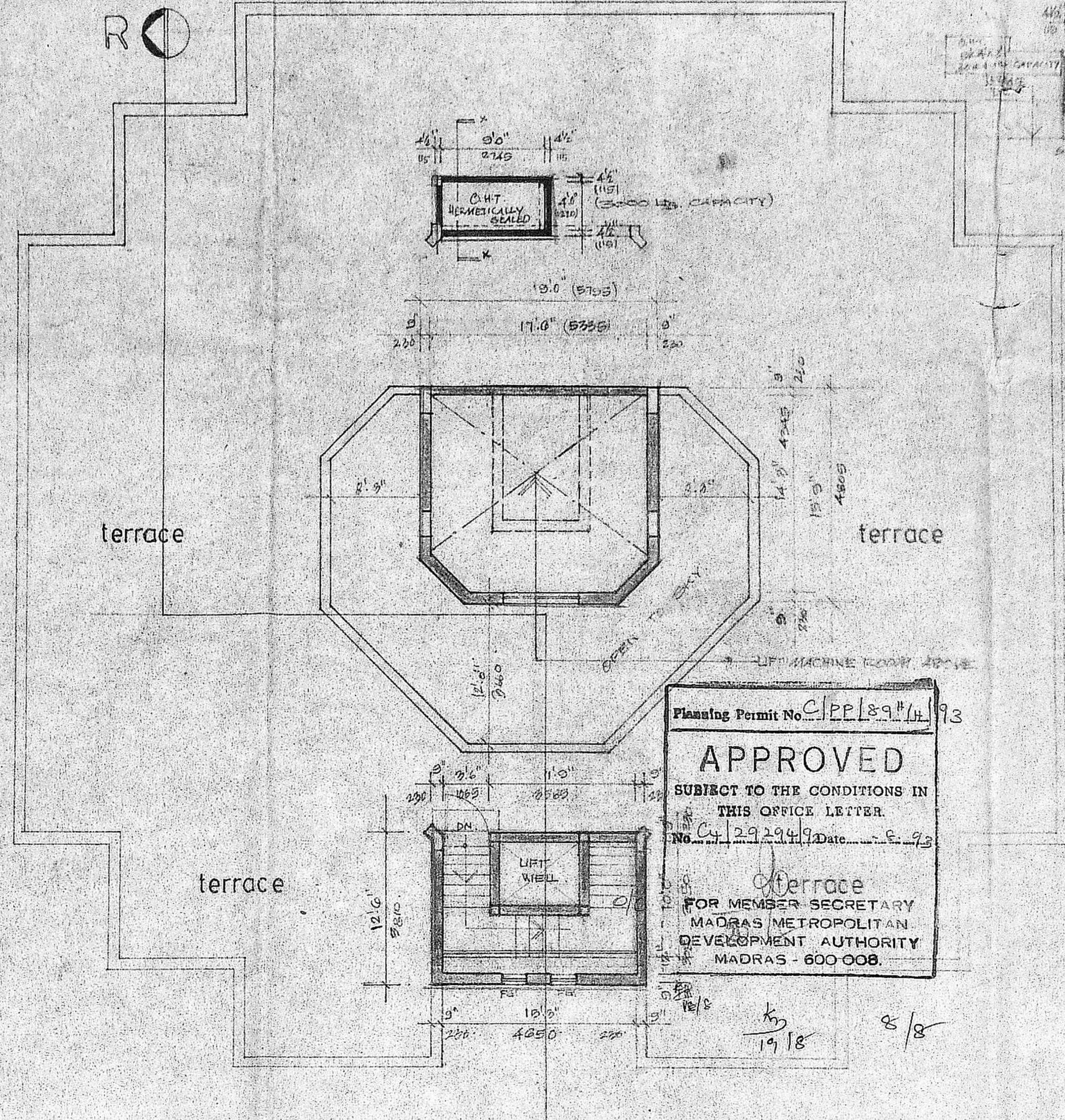
PITHAVADIAN & PARTNERS  
 14 COLLEGE ROAD MADRAS 500 006.

DRAWN	CHECKED	JOB No.	DRG No.
CPR	✓	2427	1






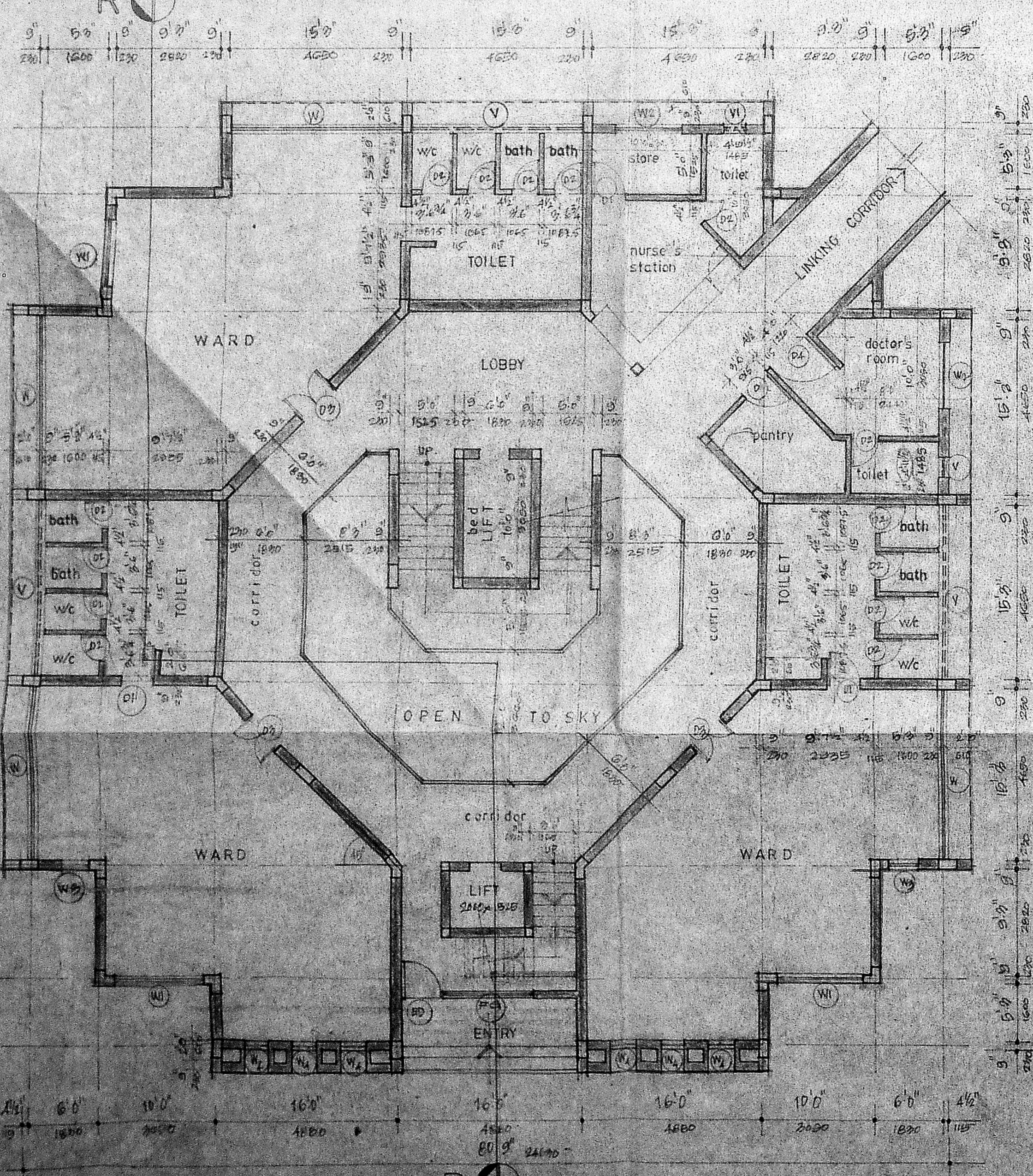
SECOND FLOOR PLAN



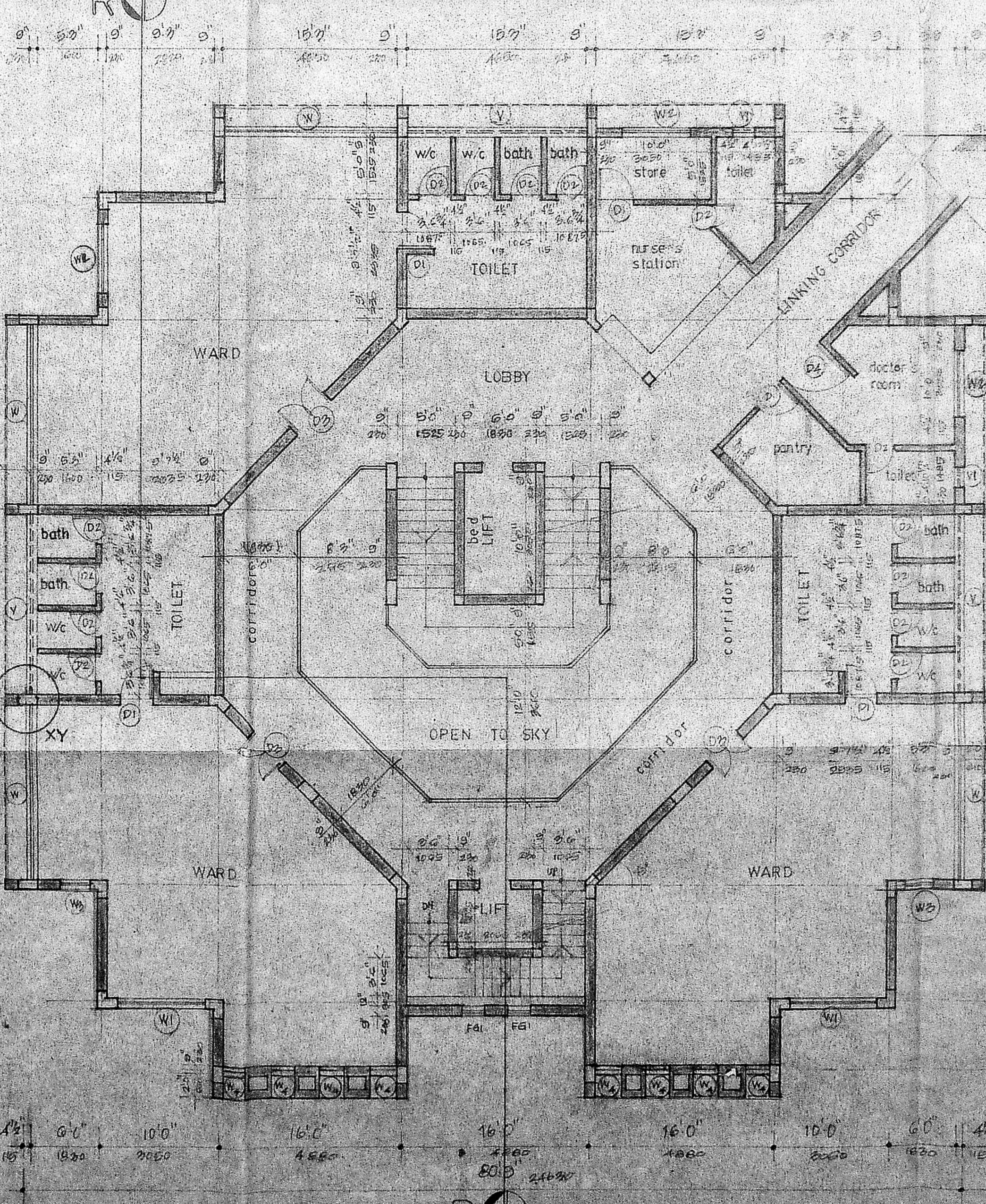
TERRACE PLAN



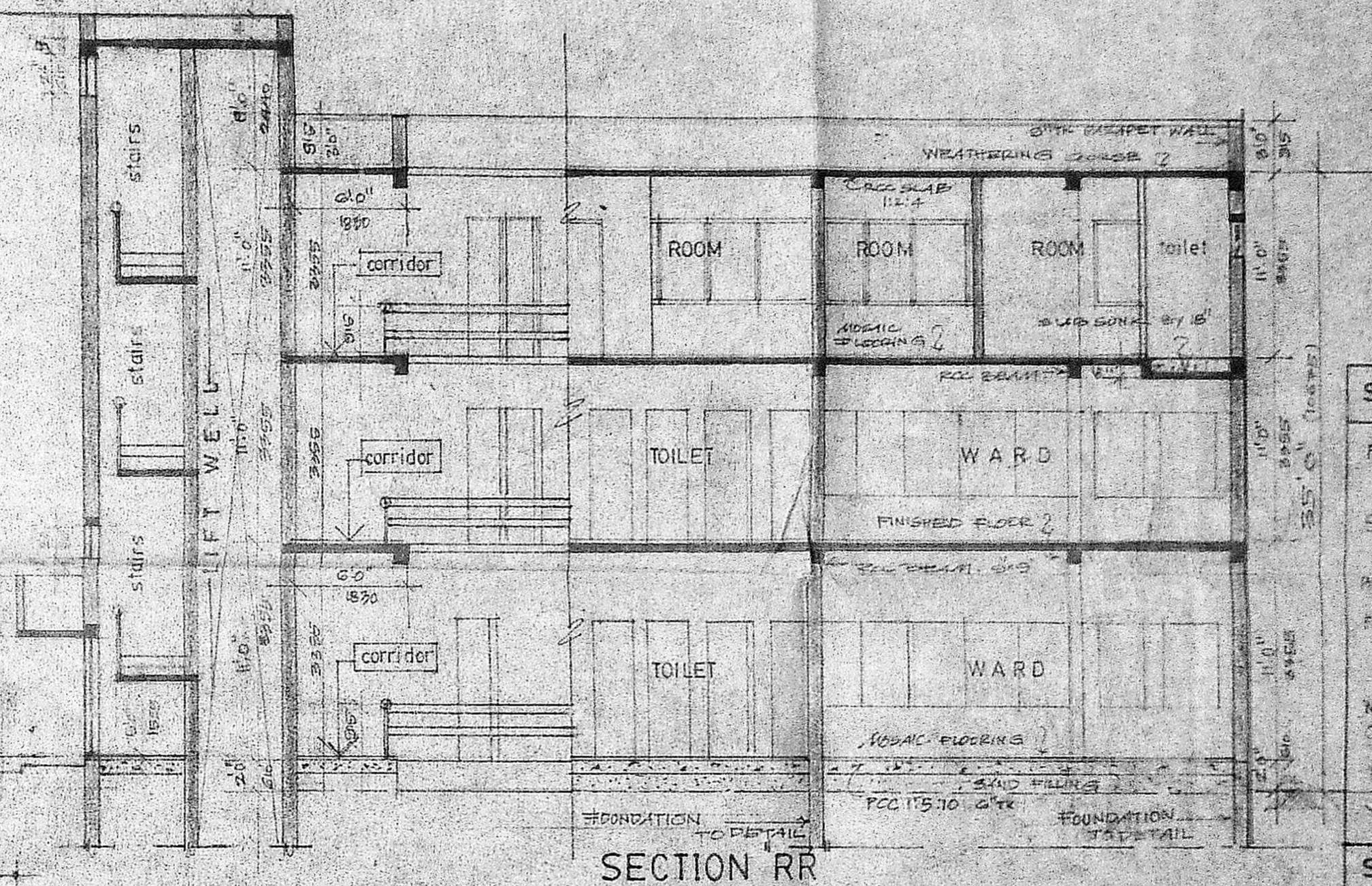
ELEVATION



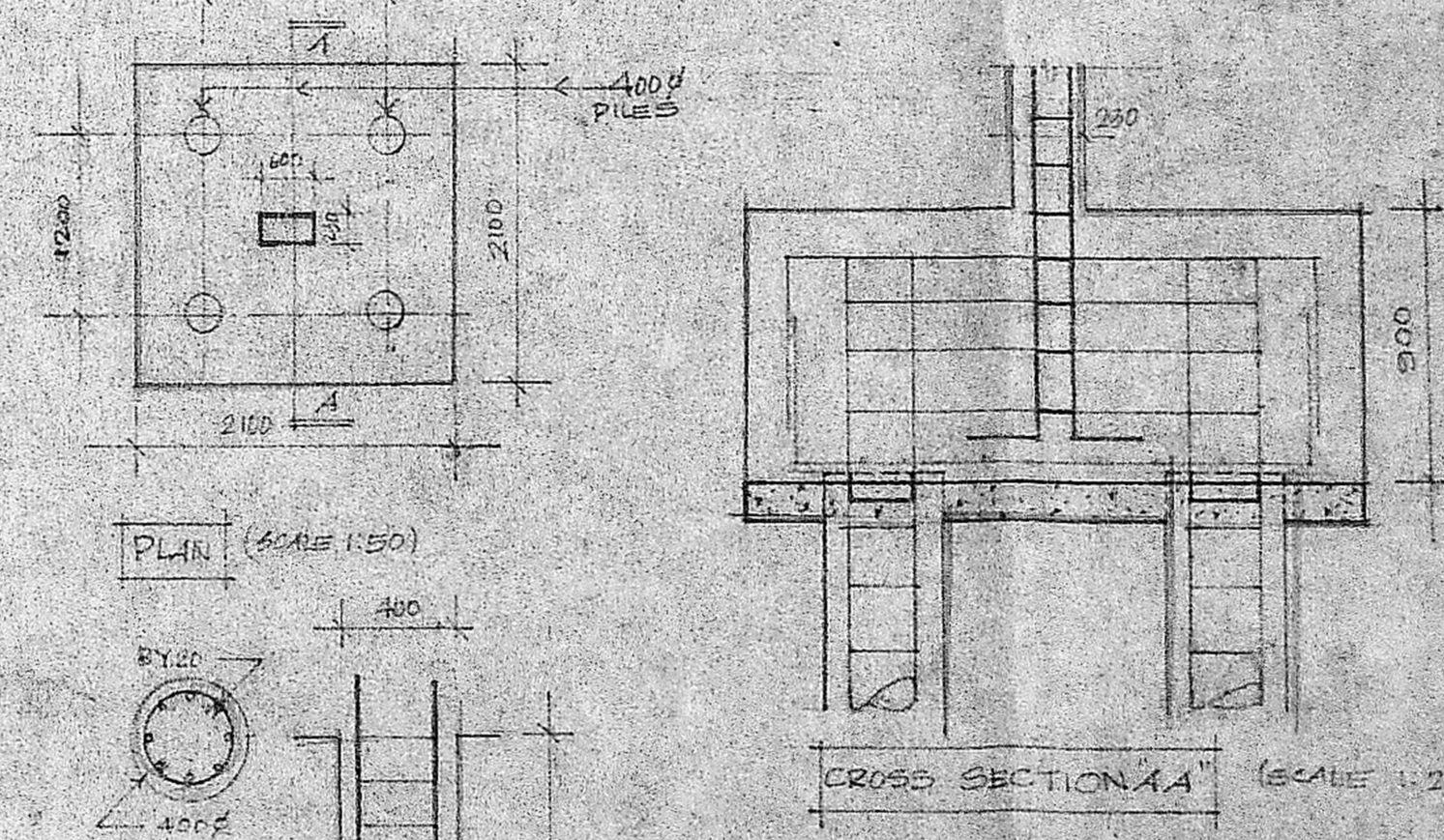
GROUND FLOOR PLAN



FIRST FLOOR PLAN



SECTION RR



FOUNDATION DETAILS  
SHOWN FOR COLUMN 'xy'  
(A TYPICAL ONE.)

MMDA C/P NO. /  
C.No. /  
Asst. /  
Scrutiny: /  
PART I /  
PART II /  
AP/14/16 DP.

specification

FOUNDATIONS: USING PCC BED BLOCK  
1:1.5 TO UNDER THE BEAM WITH PLASTER BEAM

SUPERSTRUCTURE: BRICK WORK IN CM 1:1:6  
ROOF: RAFTERS 4" TO 2" DIA  
ROOFING: INTERIOR PAINTED WITH OIL  
BONDED DISTEMPLE  
EXTERIOR PAINTED WITH CEILING  
PAINT

WEATHERING: BRICK LIME MORTAR WITH  
REINFORCED FLOOR

FLOORING: MCMC FLOORING  
JOINERY: CM 1:1:6 STEEL

schedule of joinery

type	description	(size-ft)	(size-mtr)
ED	ENTRANCE DOOR (ALUMIUM)	3'6" x 7'0"	1083 x 2133
D	TOILET DOOR	3'0" x 7'0"	914 x 2133
DI	TOILET DOOR	3'0" x 7'0"	914 x 2133
DD	TOILET DOOR	3'0" x 7'0"	914 x 2133
Y	TOILET DOOR	3'0" x 7'0"	914 x 2133
VI	TOILET DOOR	3'0" x 7'0"	914 x 2133
W	TOILET DOOR	3'0" x 7'0"	914 x 2133
NI	TOILET DOOR	3'0" x 7'0"	914 x 2133
WE	TOILET DOOR	3'0" x 7'0"	914 x 2133
WA	TOILET DOOR	3'0" x 7'0"	914 x 2133
PA	TOILET DOOR	3'0" x 7'0"	914 x 2133
POH	TOILET DOOR	3'0" x 7'0"	914 x 2133

area statement

AREA	AREA
FLOOR AREA - 1022.00	1022
GROUND FLOOR - 1022.00	1022
FIRST FLOOR - 1022.00	1022
SECOND FLOOR - 1022.00	1022
HEAD ROOM AREA - 1022.00	1022
TOTAL AREA - 1022.00	1022

legend

PROPOSED  
PART BOUNDARY  
SEWAGE LINE

PROPOSED MARUDHUR  
KESARI HOSPITAL block  
Voluntary Health Services  
Adyar MADRAS

SCALE 1:100 (S.B.) DATE 5.11.92

PITHAVADIAN & PARTNERS  
14 COLLEGE ROAD MADRAS 600 006

PARTHASATHI D.  
ARCHITECT  
2, 3RD STREET, ADYAR, MADRAS 600 003.  
R.A. 153/152-23